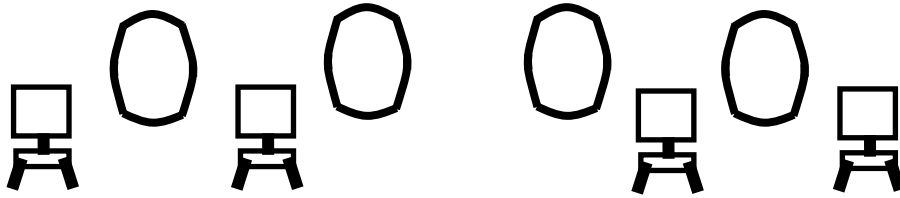


CPHDSM: July '23, 4 Bagger Stage 1



Table

Round Count: 10 pistol, carbine 10, shotgun 4

Directions: Carbine and shotgun stage on table. Pistols holstered or staged on table. Shooter starts with back to targets, SASS default.


Procedure: When shooter is ready state your line: Shooter Ready

ATB – With pistol engage the targets from the left or right. (1-2-3-4-2-3-1-2-3-4) or (4-3-2-1-3-2-4-3-2-1) Ground pistols,. Carbine, repeat the pistol sequence. Ground carbine. With shotgun engage all targets until down.

4 barrels
4 mid stands
6 KD
2 tables

4 barrels
5 array 5'.5',3',3'
6 KD
2 tables

CPHDSM: July '23, 4 Bagger Stage 2



Table

Round Count: 10 pistol, carbine 10, shotgun 5

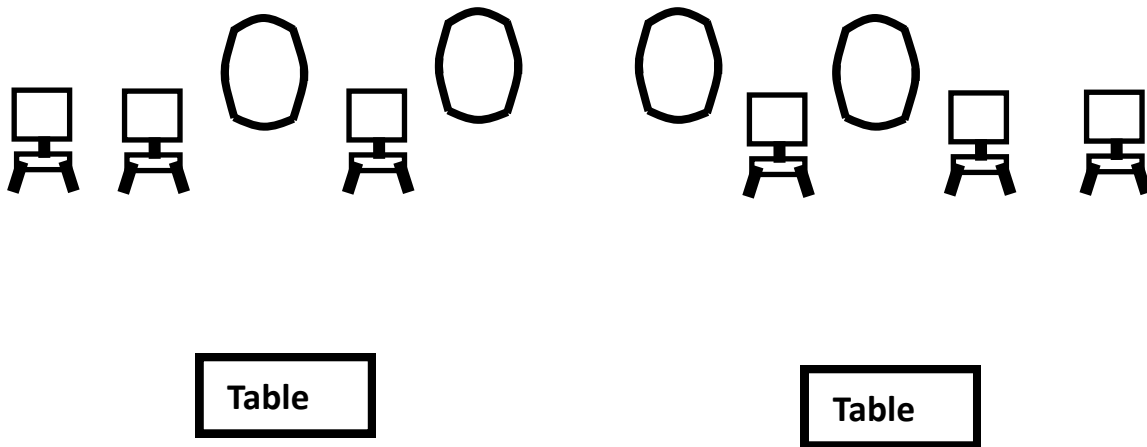
Directions: Carbine and shotgun stage on table. Pistols holstered or staged on table. Shooter starts shotgun in hand.

Procedure: When shooter is ready state your line: Shooter Ready

ATB – With shotgun down the middle 3 targets. Ground shotgun open.

With pistol or carbine next engage target (1-2-3--2-3-4-1-2-3-4) from either end. Ground weapons. With shotgun down remaining targets.

CPHDSM: July '23, 4 Bagger Stage 3



Round Count: 10 pistol, carbine 10, shotgun 6

Directions: Carbine and shotgun stage on right table. Pistols holstered or staged on left table. Shooter standing a low surrender at either table.

Procedure: When shooter is ready state your line: Shooter Ready

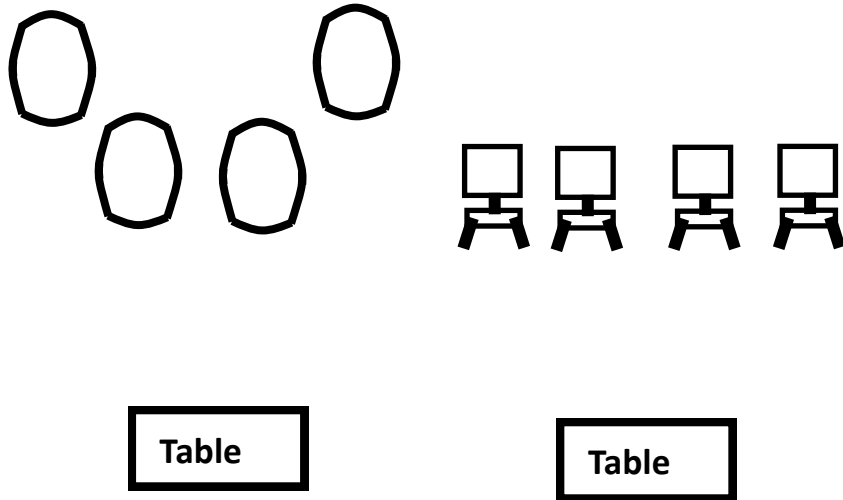
ATB – Gun order is up to shooter, carbine not last.

From left: With shotgun down 3 targets. Ground shotgun. With carbine alternate for 10 rounds. Ground carbine. With shotgun move to right table. With pistol repeat the carbine sequence. Ground pistols. With shotgun down 3 targets.

From right table: Shotgun-pistol-carbine-shotgun.

If no carbine, the shotgun must be grounded before picking it up to move.

CPHDSM: July '23, 4 Bagger Stage 4



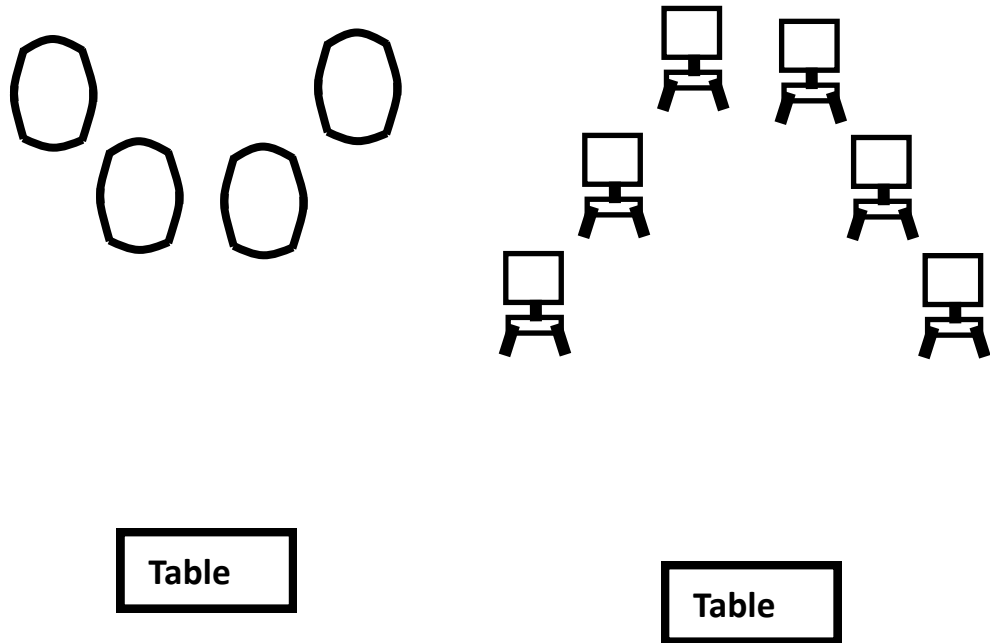
Round Count: 10 pistol, carbine 10, shotgun 4

Directions: Carbine and pistols staged on left table. Shotgun on right table. Shooter standing with both hands on pistols.

Procedure: When shooter is ready state your line: Shooter Ready

ATB – With pistols sweep the targets from the right twice, with one round each on the bottom targets, any order. Ground pistols. With carbine repeat. Ground carbine. With shotgun down all targets.

CPHDSM: July '23, 4 Bagger Stage 5



Round Count: 10 pistol, carbine 10, shotgun 6



Directions: Carbine staged on left table. Shotgun on right table. Pistols holstered or staged on left table. Shooter standing behind left table with hands waving.

Procedure: When shooter is ready state your line: Shooter Ready

ATB – With carbine, alternate on left two targets for 5 rounds, then on right two targets. Ground carbine. Move to shotgun and down the left targets. Ground shotgun. Move to left table and with pistols repeat carbine sequence. Return to shotgun and down right targets.

Those with no carbine start at left table then ATB move to the right table.

CPHDSM: July '23, 4 Bagger Stage 6



Round Count: 10 pistol, carbine 10, shotgun 4

Directions: Carbine staged on left table. Shotgun on right table. Pistols holstered or staged on left table. Shooter standing behind right table with hands on shotgun.

Procedure: When shooter is ready state your line: Shooter Ready

ATB – With shotgun down all targets. Ground shotgun. With carbine double tap an end target, single tap next two targets and double tap other end target. Then sweep targets from either side. Ground carbine. With pistols repeat carbine sequence.