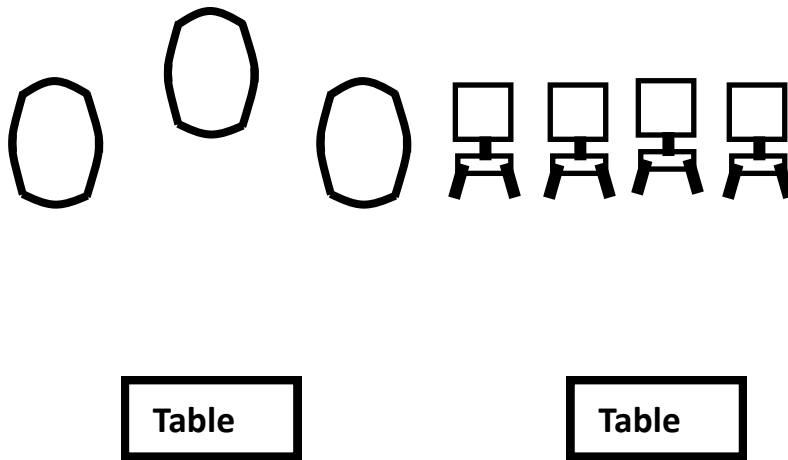


CP/HDSM: May 2023 Stage 1



Round Count: 10 pistol, carbine 10, shotgun 4

Directions: Shooter standing behind left table with hands at low surrender. Shotgun and carbine staged on left table. Pistols holstered or staged on left table.

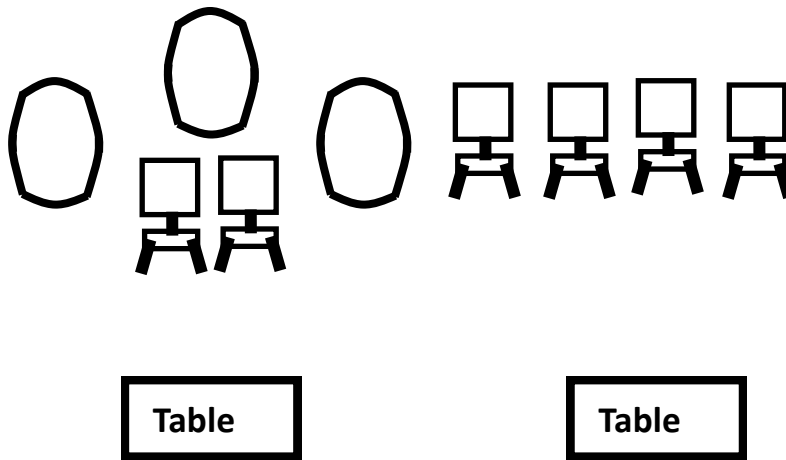
Procedure: When shooter is ready state your line: Shooter Ready

ATB – With pistols shoot a Delta Glan Sweep: 1-2-2-3-2-2-1-2-2-3 from either direction. Ground pistols. With carbine, repeat pistol sequence. Ground carbine. Take shotgun to right table and down targets with repetitive sweeps from the left..

**Stage 1,2,3
3 barrels
Shotgun 6
2 tables
5 array; 4/4/5**

**Stage 4,5,6
3 barrels
Shotgun 6
2 tables
5 array; 4/4/5**

CP/HDSM: May 2023 Stage 2




Round Count: 10 pistol, 10 carbine , 6 shotgun.

Directions: Shooter standing behind right table with hands at sides. Shotgun on right table. Carbine staged on left table. Pistols holstered or staged on left table.

Procedure: When shooter is ready state your line: Shooter Ready

ATB – With shotgun down 4 targets. Move to left table and ground shotgun. Pistols or Carbine next. Shoot the targets in a double tap Nv sweep from either direction. Ground appropriately. With shotgun down 2 targets. Ground shotgun.

CP/HDSM: May 2023 Stage 3



Table

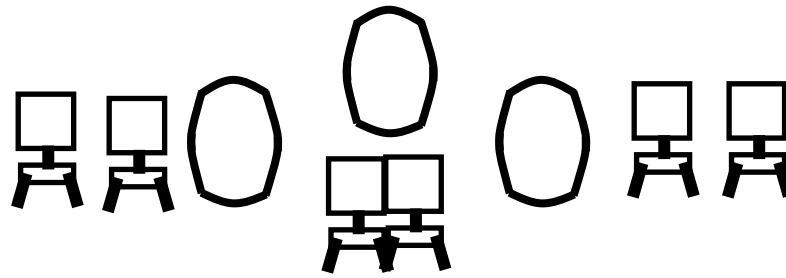
Round Count: 10 pistol, 10 carbine , 4 shotgun.

Directions: Shooter standing behind table with hands on head. Shotgun and carbine staged on table. Pistols holstered or staged on table.

Procedure: When shooter is ready state your line: Shooter Ready

ATB – Start with pistols or shotgun with carbine in the middle. Pistols/carbine; from either end shoot a pendulum sweep 1-2-3-3-2-1-1-2-3-3. With shotgun down one pair of targets before moving on to the other pair of targets. Ground appropriately.

CP/HDSM: May 2023 Stage 4



Table

Round Count: 10 pistol, 10 carbine, 6 shotgun.

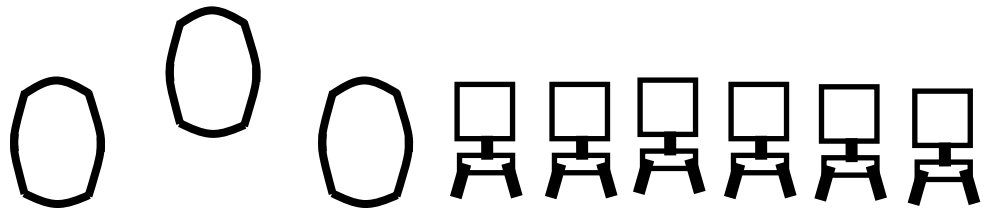
Directions: Shooter standing behind table with hands flat on the table. Shotgun and carbine staged on table. Pistols holstered or staged on table.

Procedure: When shooter is ready state your line: Shooter Ready

ATB – Start with shotgun and end with shotgun. Shooter can down from 1 to 5 shotgun targets as long as they start and end with the shotgun.

With carbine/pistol shoot a Calliope pattern; 1-3-1-3-2-2-2-2-1-3 Ground weapons appropriately

CP/HDSM: May 2023 Stage 5



Table

Table

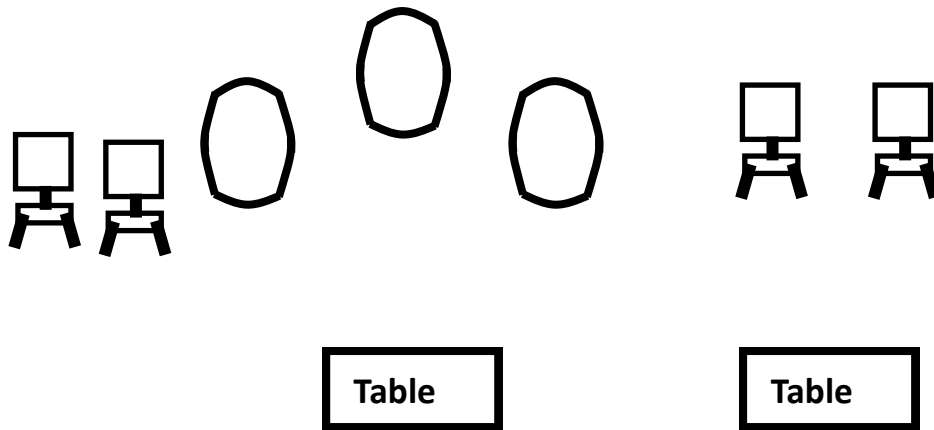
Round Count: 10 pistol, 10 carbine, 6 shotgun.

Directions: Shooter standing behind right table with shotgun in hand. Carbine staged on left table. Pistols holstered or staged on left table.

Procedure: When shooter is ready state your line: Shooter Ready

ATB – With shotgun down all targets. Ground Shotgun. Move to left table. With carbine then pistols, engage the targets in a Seesaw Sweep; 2-1-1-2-3-3-2-1-1-2 from either end. Ground weapons appropriately.

CP/HDSM: May 2023 Stage 6



Round Count: 10 pistol, 10 carbine, 4 shotgun.

Directions: Shooter standing behind left table with arms folded. Shotgun staged on left table. Carbine staged on left. Pistols holstered or staged on left table.

Procedure: When shooter is ready state your line: Shooter Ready

ATB – With shotgun down one target from left table. Ground shotgun open. Shoot pistols and carbine. Take shotgun to right table and down 2 targets. Return to left table and down last target. Ground. NOTE: Shooter may attempt to down last target from the right table, once. If the target is still up he must move to the left table to down it. Carbine/pistol engage the targets in a Diamond sweep; 1-3-1-3-1-2-3-1-2-3. Ground appropriately.

Note for SXS shooters. You may load 2 rounds to take down the first target, then break the shotgun and stage it. Move with the shotgun open to the right table and either reload the spent round or just fire the other barrel and reload. When moving back to the left table the shotgun must be broken.