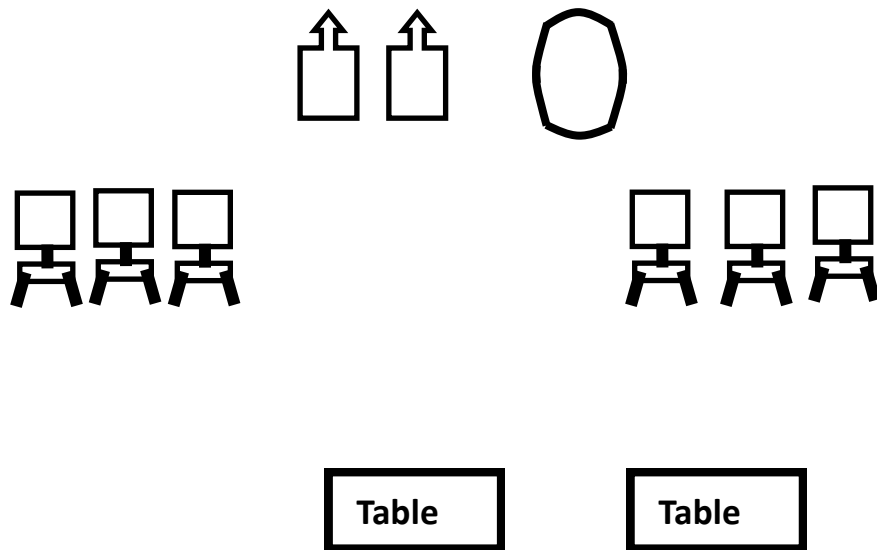


CP/HDSM: May 2024 Stage 1

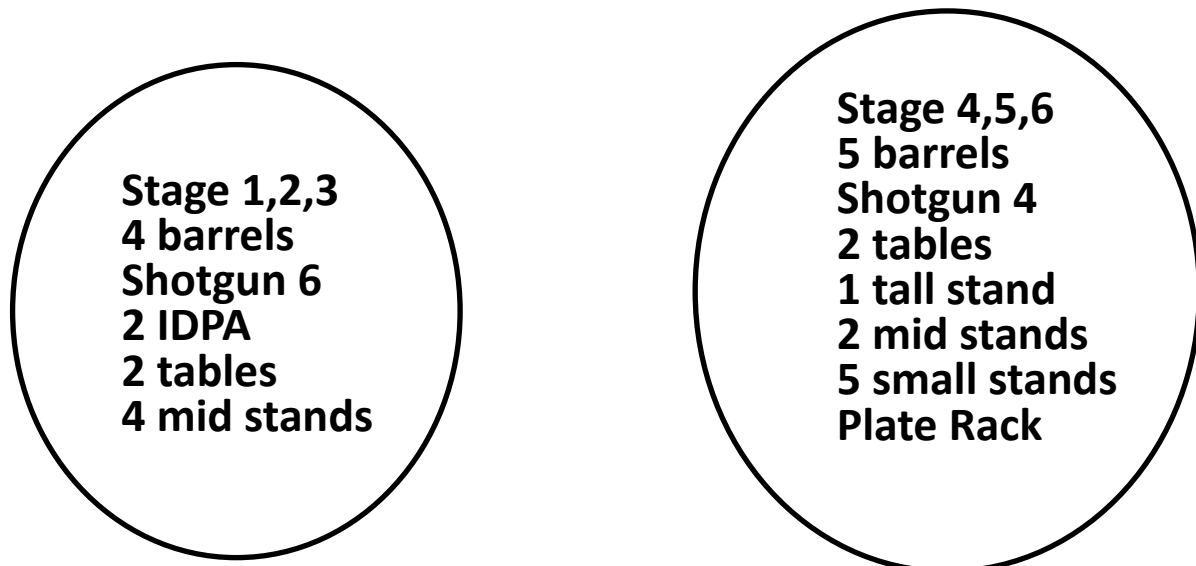


Round Count: 10 pistol, carbine 10, shotgun 6

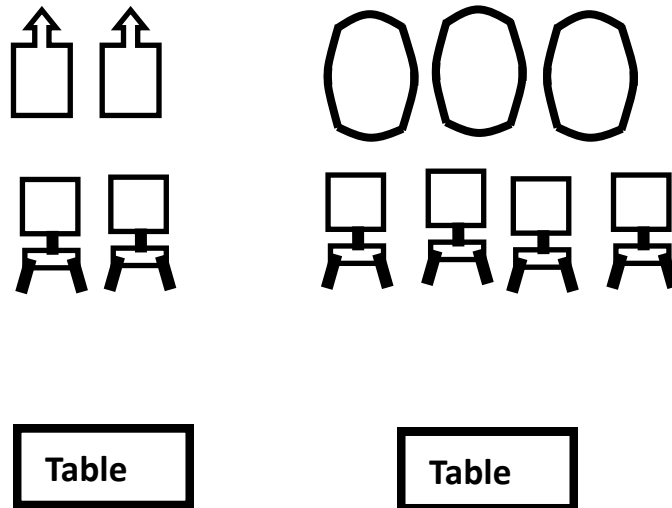
Directions: Shooter standing behind left table with hands at low surrender. Shotgun and carbine staged on left table. Pistols holstered or staged on left table.

Procedure: When shooter is ready state your line: Shooter Ready

ATB – With pistol, Alternate on the IDPA targets for 5 rounds. With second pistol dump 5 rounds on either right target. Ground pistols. Repeat with carbine. Ground carbine. With shotgun drop 3 targets on the left. Move to right table and drop 3 targets. Make up misses immediately.



CP/HDSM: May 2024 Stage 2



Round Count: 10 pistol, 10 carbine , 6 shotgun.


Directions: Shooter standing behind left table with hands on head. Shotgun staged on left table. Carbine staged on right table. Pistols holstered or staged on left table.

Procedure: When shooter is ready state your line: Shooter Ready

ATB – With pistols shoot the IDPA targets in a Lawrence Welk sweep starting on either target. Ground pistols. With shotgun down 2 targets. Move to right table and ground shotgun. With carbine shoot the targets in a continuous Nv sweep from either end. With shotgun down 4 targets.

No carbine shooters must ground shotgun before completing the string.

CP/HDSM: May 2024 Stage 3



Table

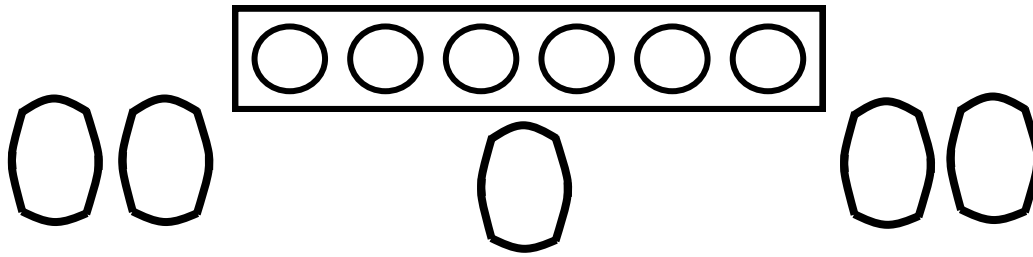
Round Count: 10 pistol, 10 carbine , 4 shotgun.

Directions: Shooter standing behind table with hands at sides. Shotgun and carbine staged on table. Pistols holstered or staged on table.

Procedure: When shooter is ready state your line: Shooter Ready

ATB – Shooter can start with pistol or shotgun with carbine in the middle. With pistols shoot the targets in a (2-3-3-2) sweep from either side. Ground pistols. With carbine reverse the order (3-2-2-3) Ground carbine. With shotgun down all targets.

CP/HDSM: May 2024 Stage 4



Table

Round Count: 10 pistol, 10 carbine, 6 shotgun.

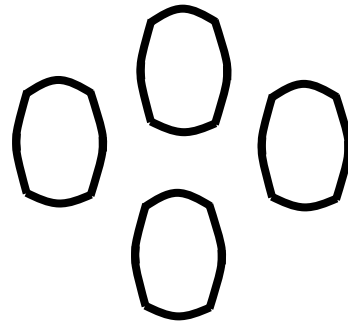
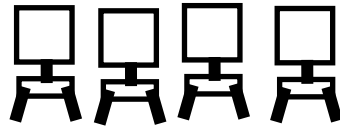
Directions: Shooter standing behind table with hands flat on the table. Shotgun and carbine staged on table. Pistols holstered or staged on table.

Procedure: When shooter is ready state your line: Shooter Ready

ATB – Shooter can down from 1 to 5 plate rack targets as long as they start and end with the shotgun. Stage as many shotshells as shooter wants.

With carbine/pistol shoot in 5 round sets. Alternate on left outer two targets for 3 rounds then 2 rounds on center. Repeat on the right side of the targets. Ground weapons.

CP/HDSM: May 2024 Stage 5



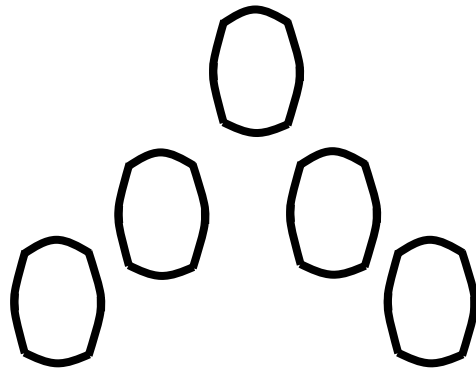
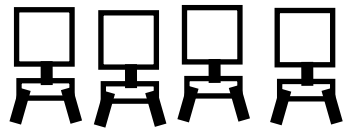
Round Count: 10 pistol, 10 carbine, 4 shotgun.

Directions: Shooter standing behind left table with shotgun in hand. Carbine staged on right table. Pistols holstered or staged on right table.

Procedure: When shooter is ready state your line: Shooter Ready

ATB – With shotgun down all targets. Ground Shotgun. Move to right table. With carbine, put at least 2 rounds on each target with no double taps. Ground carbine. With pistols repeat the carbine sequence. Ground pistols

CP/HDSM: May 2024 Stage 6



Round Count: 10 pistol, 10 carbine, 4 shotgun.

Directions: Shooter standing behind right table with arms folded. Shotgun staged on left table. Carbine staged on right table. Pistols holstered or staged on right table.

Procedure: When shooter is ready state your line: Shooter Ready

ATB – Carbine or pistol can be first. Double tap the top target then engage the pair of targets on the left or right with one round each. Double tap the top target then engage the other pair of targets with one round each. Double tap the top target. Move to the left table and down the middle targets then the outer targets.