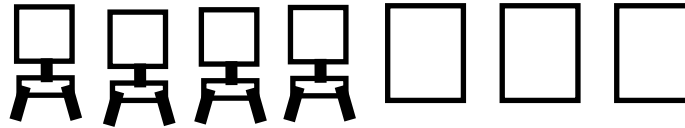



Stage 1 Bay D June 2024 ww

Horses, Cowboy's Best Friend

Targets, Stands, Tables

- 3 Squares
- 3 Mid Stands
- 3 Rectangles
- 3 Short Stands
- 4 knockdowns
- 1 Start Plate
- 1 Hobby Horse
- 2 Tables



Round Count: 10 pistol, 10 rifle, 4+ shotgun.

Directions: Shooter starts standing at start plate with Hobby Horse between legs. **Rifle** is staged on left table. **Shotgun** staged on table of shooter's choice. **Pistols** are holstered.

Procedure: When shooter is ready state your line: "Ride Um Cowboy!"

ATB: Shooter "rides the hobby horse to table that doesn't have **Shotgun**. Ground the hobby horse. **Hobby horse is NOT between legs after the beep. Horse must be in hand for movement to table!** With **Rifle** and **Pistols**, engage the 3 targets (**Rifle** targets = squares; **Pistol** targets = rectangles) alternating on outside targets for 6 rounds, then put 4 on center target. Move to the other table and repeat the sequence with the other firearm. Ground or holster as appropriate. Then with **Shotgun** engage **Shotgun** targets until down.


Stage 2 Bay D June 2024 DL

Horses, Cowboy's Best Friend

Targets, Stands, Tables

Same set up as Stage 5

Hobby Horse on Third Table
Up-range with Staged Rifle



Round Count: 10 pistol, 10 rifle, 4+ shotgun.

Directions: **Pistols** holstered, **Rifle** staged on table with hobby horse. **Shotgun** staged on left table downrange. (Shooter must stage **Shotgun** before **Rifle**)

Procedure: When shooter is ready state your line: "You rest Ol' Paint, we ride again tomorrow"

ATB – With **Rifle**, triple tap the three targets then place last round on center target. Advance to left downrange table. Ground **Rifle**. With **Shotgun** engage knockdowns until down. You may stage **Shotgun** on either downrange table. Behind right table, with **Pistols**, repeat the **Rifle** instructions. Holster **Pistols**. Retrieve long guns and proceed to unloading table.

Stage 3 Bay E June 2024 ww

Horses, Cowboy's Best Friend

Targets, Stands, Tables

5 Tombstones



4 Short Stands

1 Medium Stand

4 Knockdowns

2 Short Tables for Horse

Horse for Shooter to sit on
with Saddle and Tack



Round Count: 10 pistol, 10 rifle, 4+ shotgun.

Directions: Shooter sitting on horse holding reins. **Pistols** staged in holsters on the horse. **Rifle** and **Shotgun** staged on either or both tables, shooter's choice.

Procedure: When shooter is ready state your line: "Stable boy, feed and water my horse."

ATB: Drop reins. With **Rifle**, single tap any lower target and then double tap the upper target.

Repeat for the rest of the lower targets and the upper target for 10 rounds. ("Dirty" sweeps ok)

Ground **Rifle**. With **Pistols**, alternate on left two targets for five rounds. Then, alternate on right two targets for the last 5 rounds. Ground **Pistols** on Table(s) With **Shotgun**, engage knockdowns until down. Ground **Shotgun**. Stand up.

Then you may holster **Pistols** in your own leather. Retrieve long guns and proceed to unloading table.

Stage 4 Bay E June 2024 DL

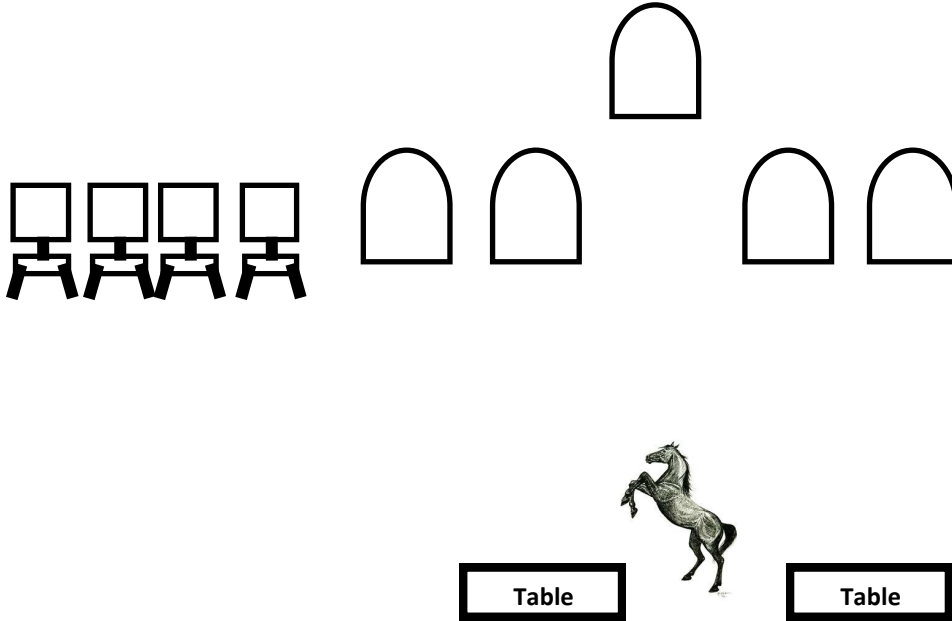
Horse, Cowboy's Best Friend

Targets, Stands, Tables

Same Tombstone set up as Stage #3

4 Knockdowns Move all to Left

2 Tables (Regular Shooting Tables)



Round Count: 10 pistol, 10 rifle, 4+ shotgun.

Directions: **Shotgun** on left table, **Rifle** on right table, **Pistols** holstered in Cowboy or Cowgirl rig. Shooter standing behind horse with treat bag in both hands.

Procedure: When shooter is ready state your line: "Good horses get treats"

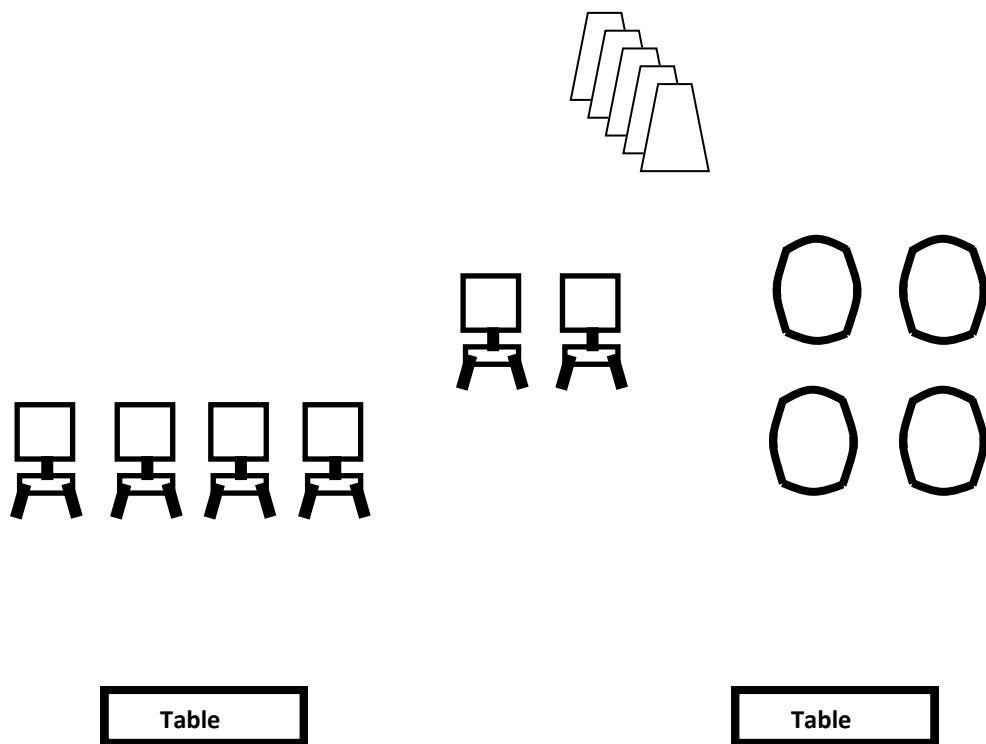
ATB – Drop treat bag. Retrieve **Shotgun** and shoot knockdowns until down, any order. Ground **Shotgun** on left table. Move behind horse to right table and with **Rifle** shoot 5 targets with two single tap sweeps starting at either end. Ground **Rifle**. With **Pistols** repeat **Rifle** instructions. Holster. Retrieve long guns and proceed to unloading table.

Stage 5 Bay F June 2024 ww

Horses, Cowboy's Best Friend

Targets, Stands, Tables

- 4 Barrel Targets
- 2 Tall Stands
- 6 Knockdowns
- 1 "Pack Horse" with Consecutive Knockdown targets
- 2 Tables



Round Count: 10 pistol, 10 rifle, 6+ shotgun.

Directions: Shooter standing behind left table with **Shotgun** in hand. **Rifle** on right table. **Pistols** holstered.

Procedure: When shooter is ready state your line "My Noble Steed"


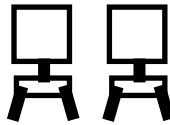
ATB – From behind left table with **Shotgun**, down 4 KD targets until down. Take **Shotgun** with you and ground on right table. **Rifle** or **Pistols** may be shot next. With **Rifle**, knockdown all plates on the pack horse and dump any remaining rounds into any static target. Ground **Rifle**. With **Pistols**, triple tap two targets and double tap two targets in any order. (not a round count) Holster **Pistols**. Then with **Shotgun**, down the last two knockdown targets. Retrieve long guns and proceed to unloading table.

Stage 2, Bay D June 2024 DL

Horses, Cowboy's Best Friend

Targets, Stands, Tables

- 1 Plate Rack
- 1 Rectangle
- 1 Short Stand
- 2 Knockdowns
- 4 Barrels
- 2 Tall Stands
- 2 Tables



Round Count: 10 pistol, 10 rifle, 2+ Shotgun

Directions: Shooter begins behind left table with **Rifle** in hand. **Pistols** are holstered. **Shotgun** on left table.

Procedure: When shooter is ready state your line: "Giddyup Ol' Faithful!"

ATB: With **Rifle** knockdown all 6 plates on plate rack. Any remaining rounds, place on rectangle. Ground **Rifle**. With **Shotgun**, pick up any remaining plates on plate rack. Then shoot the two knockdown targets. You may ground **Shotgun** on either table. At right table, with **Pistols**, starting on top left target shoot targets in a clockwise continuous single tap sweep for 10 rounds. Holster **Pistols**. Retrieve long guns, & proceed to unloading table.

Note: Cowford Plate Rack rules apply= Misses on plate rack don't count unless left standing after all 10 rounds expended; misses on dump target DO count.