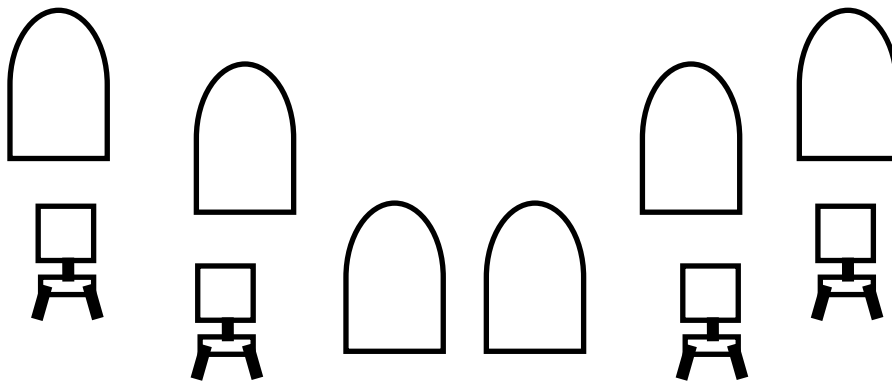


Stage 1, Bay A Feb 2023 ww

Valentine's Blues Match



Targets, Stands, Tables

6 Tombstones

2 short Stands

4 Mid Stands

4 Knock Downs short

1 Large Table

Setup Notes:

Rifle TBD

Shotgun TBD

Pistol TBD

Round Count: 10 pistol, 10 rifle, 4+ shotgun.

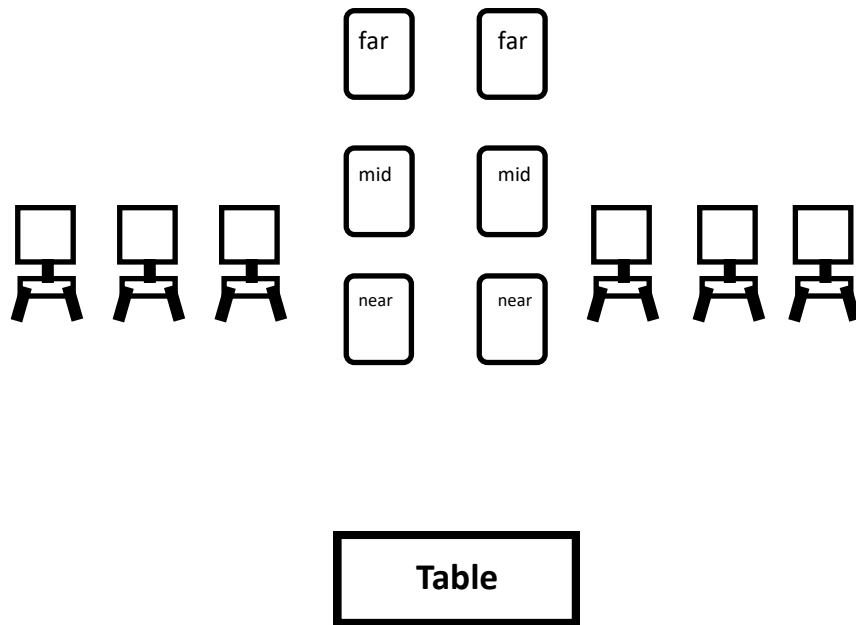
Directions: **Rifle** and **Shotgun** on table. **Pistols** holstered. Shooter standing behind table with hands on **Pistols**.

Procedure: When shooter is ready state your line: "Forgot Valentines, gotta sleep in the dog house now"

ATB — With **Pistols** alternate on the close center targets for 6 rounds. Then double tap the mid-distance targets. Holster **Pistols**. With **Rifle** alternate on the two mid distance targets for 6 rounds, then double tap each of the far targets. Ground **Rifle**. With **Shotgun**, sweep targets from either end until down. Targets must fall before going to next target.

Stage 2, Bay B Feb 2023_{R&P}

Valentine's Blues Match



Targets, Stands, Tables

- 6 Rectangles
- 2 Tall Stands
- 2 Mid Stands
- 2 Short Stands
- 6 Knockdowns
- 1 Large table

Setup Notes:

- Rifle TBD
- Shotgun TBD
- Pistol TBD

Round Count: 10 pistol, 10 rifle, 6+ shotgun.

Directions: Shooter standing at table, **Shotgun** in hands with one or two rounds in hand. **Rifle** and **Pistols** staged on table.

Procedure: When shooter is ready state your line: "I didn't even get a card"

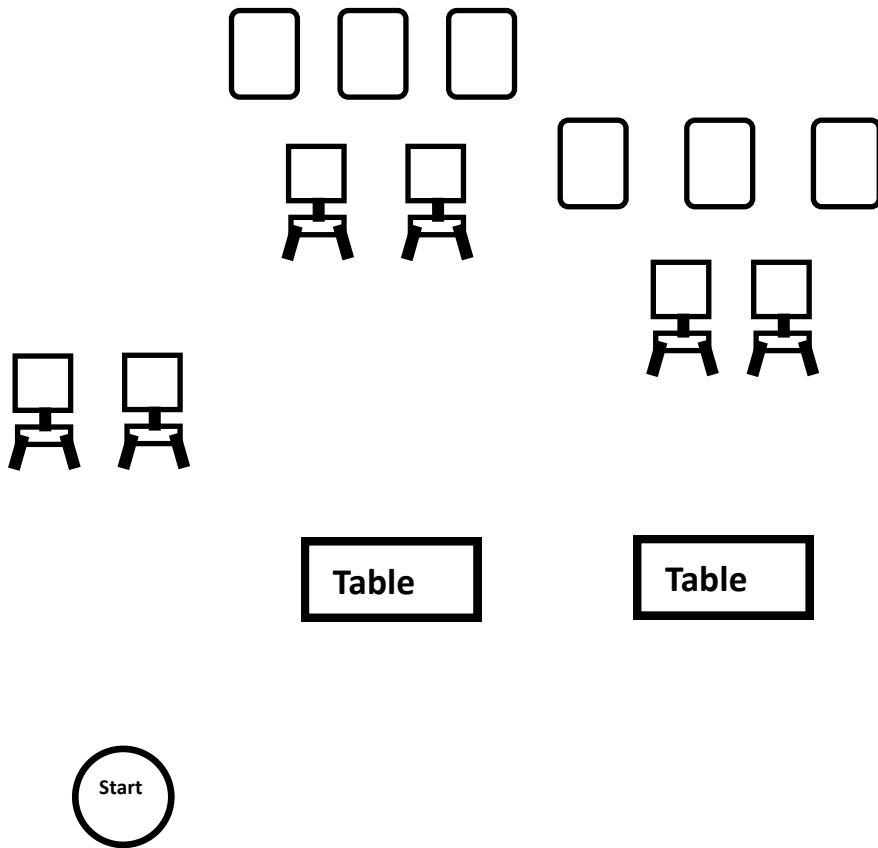
ATB: With **Shotgun** shoot knockdowns until down. Ground **Shotgun**. With **Rifle** alternate the mid targets for 4 rounds and then alternate the far targets for 6 rounds. Ground **Rifle**. With **Pistols**, alternate mid targets for 4 rounds and then near targets for 6 rounds

Stage 3, Bay C Feb 2023 MM

Valentine's Blues Match

Targets, Stands, Tables

- 6 Tall Stands
- 6 Rectangles
- 6 Short knockdowns
- 2 Tables
- 1 Start plate



Setup Notes:

- Rifle TBD
- Shotgun TBD
- Pistols TBD

Round Count: 10 pistol, 10 rifle, 6+ shotgun.

Directions: **Rifle**, staged on left table. **Pistols** holstered. **Shotgun** in hands. Shooter has at least one foot touching start plate.

Procedure: When shooter is ready state your line: "I am sorry sweetheart"

ATB – With **Shotgun** engage 2 knockdowns in front of you, until down. Move to left table and engage the two knockdowns until down. Ground **Shotgun**. With **Rifle**, triple tap center target then single tap outside targets. Repeat. Ground **Rifle**. Take **Shotgun** to right table and engage last 2 knockdowns until down. Ground **Shotgun**. With **Pistols**, repeat the rifle sequence

Stage 4, Bay D Feb 2023 soo

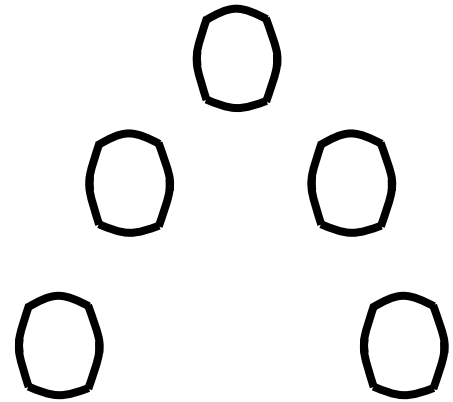
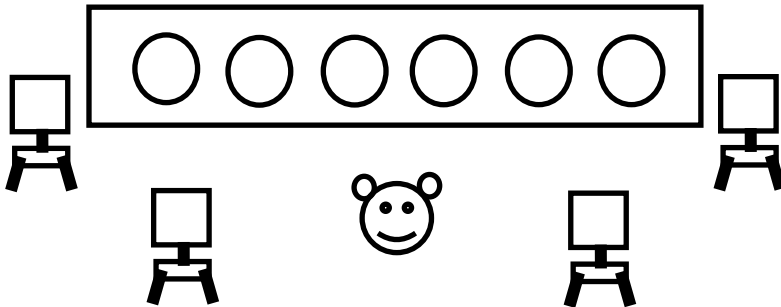
Valentine's Blues Match

Targets, Stands, Tables

- 1 Plate Rack
- 4 Mid Stands
- 1 Tall Stand
- 1 Gong
- 5 Barrels
- 4 knockdowns (short)
- 2 Tables

Setup Notes:

- Rifle TBD
- Shotgun TBD
- Pistols TBD



Round Count: 10 pistol, 10 rifle, 4+ shotgun.

Directions: **Shotgun** staged on left table. **Rifle** staged on left table. **Pistols** staged on right table.

Procedure: When shooter is ready state your line: "My Valentine left me"

ATB – With **Rifle** engage all plates on plate rack until down. Any remaining **Rifle** rounds dump on Gong. Misses on Gong are a miss. Ground **Rifle**. With **Shotgun** engage knockdowns until down. Then, if needed, pick up any remaining plates. Ground **Shotgun**. Move to right table, and with **Pistols** shoot the five targets with ten rounds in a continuous circular sweep starting on any target.

Stage 5, Bay E Feb 2023 BD

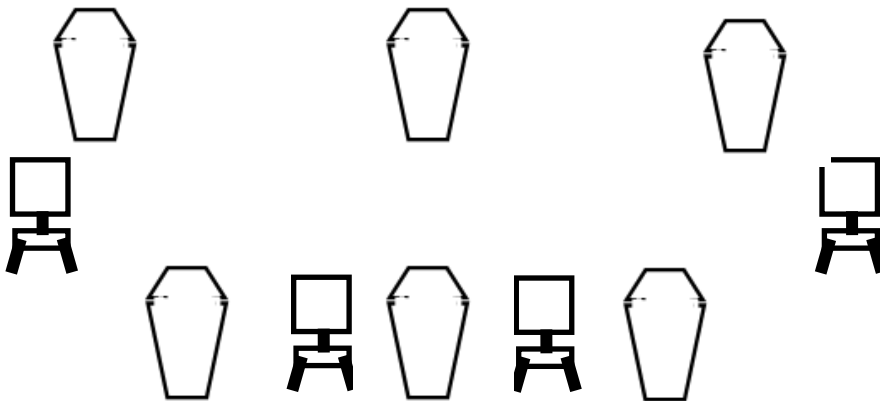
Valentine's Blues Match

Targets, Stands, Tables

- 6 Coffins
- 6 Short Stands
- 4 Knockdowns
- 1 Tables

Setup Notes:

- Rifle TBD
- Shotgun TBD
- Pistols TBD



Round Count: 10 pistol, 10 rifle, 4+ shotgun.

Directions: **Rifle** and **Shotgun** on table. **Pistols** holstered. Shooter stands behind table with both hands on heart

Procedure: When shooter is ready state your line: "Come on back honey".

ATB: With **Shotgun** engage closest knockdowns until down. Then engage the far knockdowns until down. Ground **Shotgun**. With **Rifle** sweep far targets with a pendulum sweep. Ground **Rifle**. With **Pistols** repeat the rifle sequence on close targets.

Holster **Pistols**.

Stage 6, Bay F Feb 2023 soo

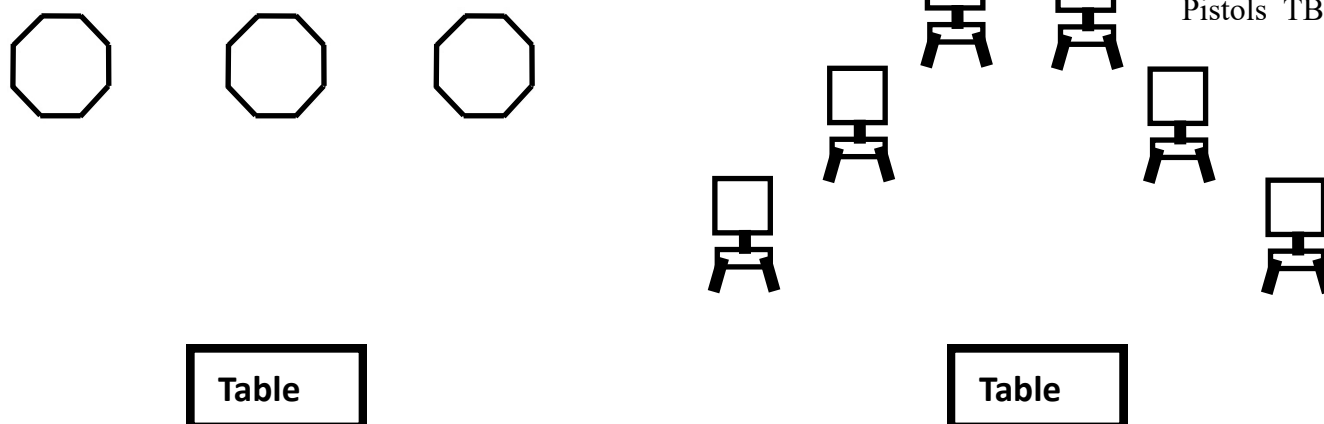
Valentine's Blues Match

Targets, Stands, Tables

6 Knockdowns Mid
3 Stop signs
3 Mid stands
2 Tables

Setup Notes

Rifle TBD
Shotgun TBD
Pistols TBD



Round count: 10 pistol, 10 rifle, 6+shotgun

Directions: **Shotgun** staged on right table. **Pistols** are holstered. **Rifle** staged on left table. Shooter at left table with both hands on hips turning head from side to side

Procedure: When shooter is ready state your line: "It was a lousy Valentine's Day"

ATB – With **Rifle**, shoot targets in a continuous Fort White sweep (Nevada sweep starting in center). Ground **Rifle**. With **Pistols** repeat **Rifle** sequence. Move to right table, with **Shotgun** shoot the knockdowns from front to rear on both sides until down.