

# **Master Set Up Sheet**

## **May 2025 match**

### **Set up 1& 2**

#### **BAY D**

**1 Rectangle  
6 Squares  
3 Tall Stands  
6 Short  
Knockdowns  
3 Tables  
1 Floozie Prop  
1 Cowboy Prop**

### **Set up 3 & 4**

#### **BAY E**

**7 Rectangles  
3 Tall Stands  
4 Short Stands  
3 Short Knockdowns  
3 Tall Knockdowns  
1 Large Table  
2 Regular Tables**

### **Set up 5 & 6**

#### **BAY F**

**2 Tombstones  
2 Bull's Butts  
4 Mid Stands  
4 Knockdowns  
1 Table**

# Stage 1 Bay D May 2025 MM

## Summer's Coming Match

### Targets, Stands, Tables

1 Rectangle

6 Squares

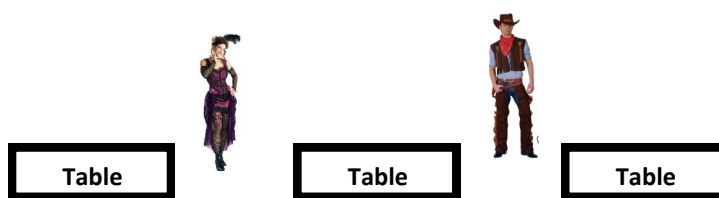
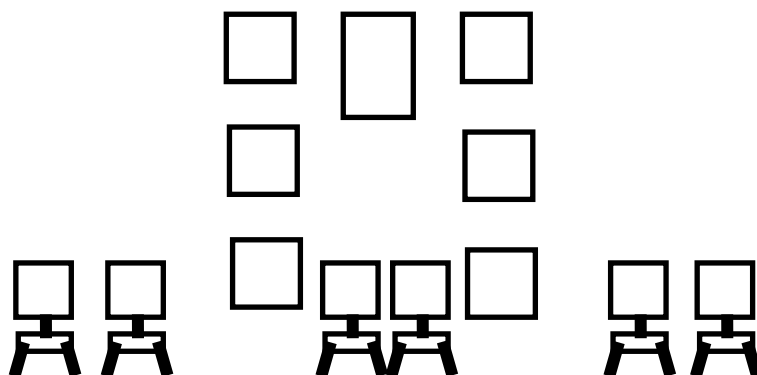
3 Tall Stands

6 Short Knockdowns

3 Tables

1 Floozie Prop

1 Cowboy Prop



Round Count: 10 pistol, 10 rifle, 6+ shotgun,

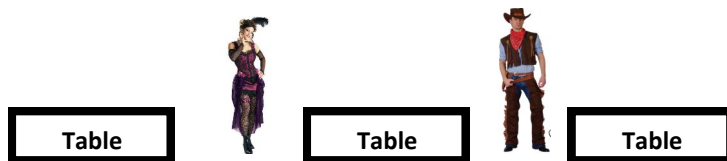
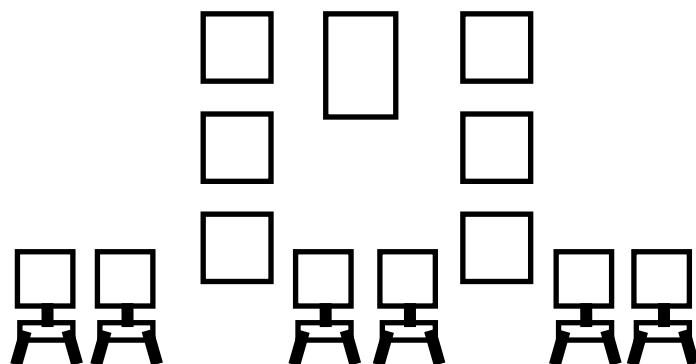
Directions: **Rifle** staged on center table. **Shotgun** staged on left or right table. **Pistols** holstered. Shooter standing behind center table with hands on hat.

Gun Order: **Rifle, Pistols, Shotgun**

Procedure: When shooter is ready state your line: "Better have some fun before HOT Summer!"

ATB – With **Rifle**, engage one center knockdown, then double tap 3 squares on either side, then triple tap the rectangle. Ground **Rifle** on center table. With **Pistols**, engage the other center knockdown. Then repeat the rest of the **Rifle** instructions on the other 3 squares and finish on rectangle. Holster **Pistols**. Move to where **Shotgun** is staged. Shoot knockdown targets in front of you outside of the Cowboy or Floozie prop until down. Then move to other table, outside of the other prop shoot knockdowns until down. If any center knockdown(s) are still standing you may then pick them up from between the two props. Retrieve all guns and proceed to unloading table.

## Summer's Coming Match



Round Count: 10 pistol, 10 rifle, 6+ shotgun.

Directions: Shooter standing behind table of choice, **Shotgun** in hand with hand on ammo. **Rifle** staged on center table. **Pistols** holstered.

Gun Order: **Shotgun, Rifle, Pistols**

.Procedure: When shooter is ready state your line: “Cool breezes help”


ATB: With **Shotgun** engage each target pair until down. Left pair from left of Floozie, center pair between Floozie and Cowboy, right pair from right of cowboy. Ground **Shotgun** on any table. Starting with **Rifle** and then **Pistols** engage targets with two rounds on each square and 8 rounds on rectangle (round count). Ground **Rifle** on table and holster **Pistols** Retrieve all guns and proceed to unloading table.

# Stage 3 Bay E May 2025 MT

## Summer's Coming Match

### Targets, Stands, Tables

- 7 Rectangles
- 3 Tall Stands
- 4 Short Stands
- 3 Short Knockdowns
- 3 Tall Knockdowns
- 2 Regular Tables one on each end
- 1 Large Table in center



Round Count: 10 +2 pistol , 10 +2 rifle, 3+ shotgun

Directions: Standing behind left or right table holding both hands up showing 3 fingers with each hand. One **Pistol** staged on left table with 1 reload on table. Second **Pistol** on right table with one reload. **Rifle** on center table with two reloads on table. **Shotgun** on center table with 3 shotgun shells on table.

Gun Order: **1st Pistol, Rifle or Shotgun next, 2nd Pistol must be last**

Procedure: When shooter is ready state your line: "My lucky number, all threes"

*\*\*\*NOTE: Shooter may put reload in first pistol any time after the beep*


ATB – With 1st **Pistol**, shoot 3 rounds on each rectangle in front of you. Ground or holster **Pistol**. Move to center table. With **Rifle**, (reload at any time with 2 rounds from table) put 3 rounds on each rectangle. Then shoot any 3 knockdowns with **Rifle**. Ground **Rifle**. With **Shotgun**, shoot the other three knockdowns with rounds staged on the table. Then, pick up any remaining knockdowns with rounds from shotgun belt. Ground **Shotgun**. Move to other table and with remaining **Pistol**, shoot 3 on each rectangle in front of you. Holster or ground Pistol. Retrieve all guns and proceed to unloading table.

# Stage 4, Bay E May 2025 MT

## Targets, Stands, Tables

Same setup as 3 minus two tables and 4 rectangles

## Summer's Coming Match



Round Count: 10 Pistol, 10 Rifle, 6+ Shotgun

Directions: Shooter starts standing behind large table holding hat chest high. All guns staged on table.

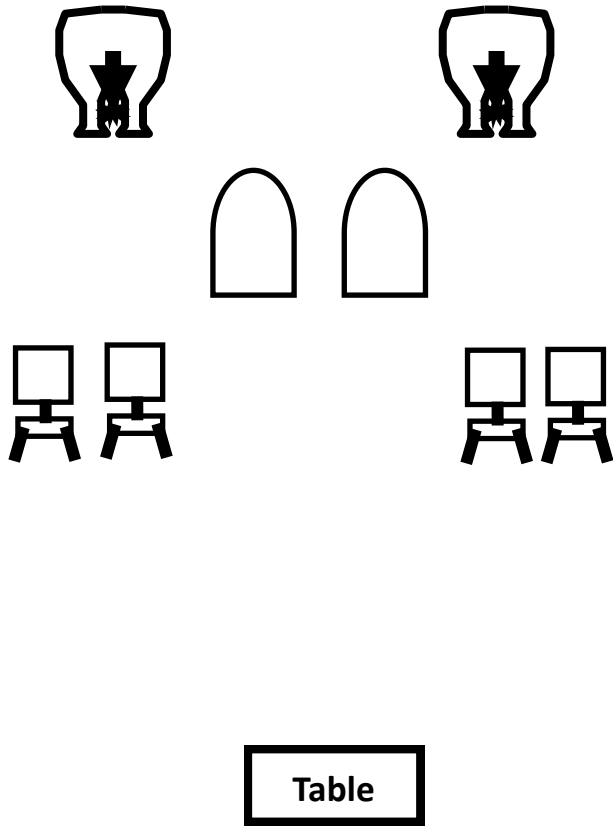
Gun Order: **Pistols, Rifle, Shotgun**

When shooter is ready state your line: “ Easy as Pie”

ATB: Drop hat or place back on your head. With **Pistols** shoot 1 on left rectangle, then 3 on right rectangle, then 1 on left rectangle. With second five rounds shoot all five on center rectangle. Stage or holster **Pistols**. With **Rifle**, repeat **Pistol** instructions. Ground **Rifle**. With **Shotgun**, knock down all knockdowns in any order. Retrieve all guns and proceed to unloading table.

# Stage 5 Bay F May 2025<sub>DL</sub>

## Summer's Coming Match



### Targets, Stands, Tables

2 Tombstones

2 Bull's Butts

4 Mid Stands

4 Knockdowns

1 Table

Round Count: 10 pistol, 10 rifle, 4+ shotgun.

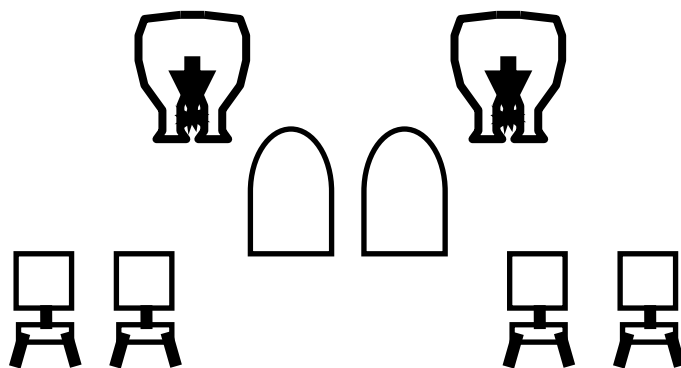
Directions: Shooter begins behind table with **Rifle** in hand. **Pistols** holstered, **Shotgun** staged on table

Gun order: **Rifle, Shotgun, Pistols**

Procedure: When shooter is ready state your line: "Cut offs and short sleeves next month!"

ATB: With **Rifle**, starting on either Bull's butt, shoot 1 on first Bull's butt and 9 on the other. Ground **Rifle**. With **Pistols**, repeat **Rifle** sequence. Holster **Pistols**. With **Shotgun**, shoot two knock-downs on one side, make up before going to other side. Then knock down remaining knockdowns. Retrieve all guns and proceed to unloading table.

## Summer's Coming Match



Round Count: 10 pistol, 10 rifle, 4+ shotgun

Directions: **Shotgun** and **Rifle** staged on table. Shooter begins behind table with **Pistol(s)** in hand.

Gun Order: **Pistols, Rifle. Shotgun**

Procedure: When shooter is ready state your line: “No bull, it’s gonna be hot!”

ATB – With **Pistols**, shoot tombstones with a 2-3 sequence twice starting from the same side. Holster **Pistols**. With **Rifle**, repeat **Pistol** instructions on Bull’s butts. With **Shotgun** engage all 4 knockdowns until down, any order.