

Targets, Stands, Tables

3 Tombstones

2 Mid Stands

1 Tall Stand

1 Stop Sign

1 Short Stand


4 Knockdowns

2 Vertical Gun Racks

1 Table

# Stage 1 Bay A Mar 2024 ww

## Cowford Birthday Match



Round Count: 10 pistol, 10 rifle, 4+ shotgun.


Directions: **Rifle** staged in vertical gun rack of choice. **Shotgun** staged on table, **Pistols** holstered Shooter begins at rack of choice with both hands on the rack.

Procedure: When shooter is ready state your line "Happy Birthday Cowford!"

ATB – With **Rifle**, single tap the stop sign, then double tap a tombstone. Repeat 2 more times on different tombstones, and then place last round on the stop sign. Advance to table and ground **Rifle**. Next gun to be shot is shooters choice. With **Pistols**, repeat **Rifle** instructions. With **Shotgun**, down all shotgun targets any order. Ground or holster guns as appropriate. When finished shooting, retrieve long guns and proceed to unloading table.

# Stage 2, Bay B Mar 2024 DL

## Cowford Birthday Match



### Targets, Stands, Tables

2 Rectangles

2 Mid Stands

4 Knockdowns

1 Plate Rack

2 Small Table Tops with  
Bases



1 Start Plate

2 Cactuses

Round Count: 10 pistol, 10 rifle, 4+ shotgun

Directions: **Rifle** in hand. **Shotgun** on either small table top. **Pistols** holstered. Shooter starts standing with at least one foot touching first start plate.

Procedure: When shooter is ready state your line: "Time flies, 27 Years!"

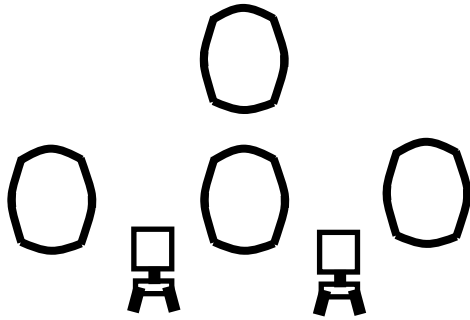
ATB – With **Rifle** shoot plate rack until all six plates are down. Any remaining rounds should be placed on one of the dump targets on either side of the plate rack. Advance to table with your staged **Shotgun**. Ground **Rifle**. Then with **Shotgun** pick up any remaining plates before shooting the 4 knockdowns in any order. Misses on dump target count. Misses on plates only count if left standing after all shotgun attempts to down. Ground **Shotgun**. Advance to middle of the two cactuses. With **Pistols**, dump five on each target. Holster **Pistols**. Then retrieve long guns and proceed to unloading table.

# Stage 3 Bay C Feb 2024 ww

## Cowford Birthday Match

### Targets, Stands, Tables

- 4 Barrels
- 2 Short Stands
- 1 Tri-Stand (77" & 22")
- 4 Knockdowns
- 2 Tables



Round Count: 10 pistol, 10 rifle, 4+ shotgun.

Directions: Shooter standing at right table with **Shotgun** in hand. **Rifle** staged on left table. **Pistols** holstered.

Procedure: When shooter is ready, state your line: "Let's celebrate!"

ATB – With **Shotgun** shoot the two knockdowns until down. Then move to the left table and ground **Shotgun**. With **Rifle**, triple tap the top target then put one round on the left and right targets. Repeat sequence. Ground **Rifle**. With **Pistols**, triple tap the bottom target, then single tap the outside targets. Repeat. Holster **Pistols**. With **Shotgun**, down remaining two knockdowns. Retrieve long guns and proceed to unloading table.

# Stage 4 Bay D Mar 2024 DL

## Cowford Birthday Match

### Targets, Stands, Tables

4 Rectangles

1 Stop Sign

3 Mid Stands


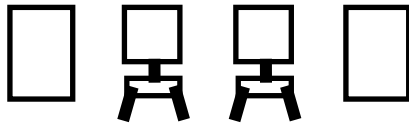
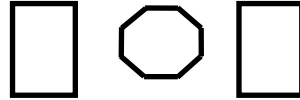
2 Short Stands

6 Knockdowns

1 Swinger

2 Regular Tables

1 Short Table



Short table



Round Count: 10 pistol, 10 rifle, 4+ shotgun.

Directions: **Rifle** staged on middle table. **Shotgun** staged on right table.

Shooter starts standing behind left short table with **Pistol(s)** in hand(s).

Procedure: When shooter is ready state your line: "Birthday Cake right?"

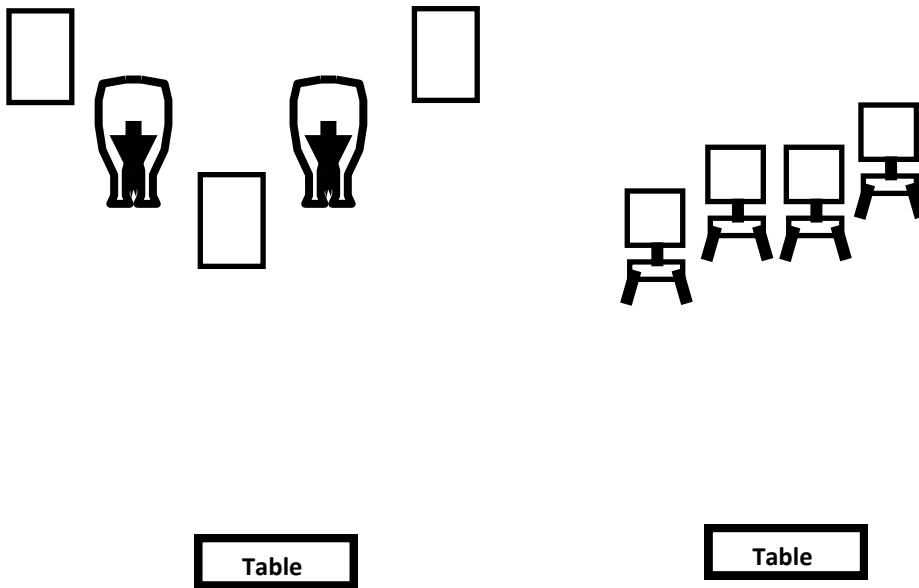
ATB – With **Pistols**, engage one knockdown, then place 4 rounds on an outside target. Engage other knockdown, then place 4 rounds on other outside target. Holster **Pistols**. Move to center table. With **Rifle** engage center target with one round and then one outside target with 4 rounds. Then engage center target with one round and other outside target with 4 rounds. Ground **Rifle** at either center or right table. With **Shotgun**, standing behind right table, shoot knockdowns until down, any order. Then, if you missed any **Pistol** knockdowns, engage the swinger for the number missed. Retrieve long guns and proceed to unloading table.

# Stage 5 Bay E Mar 2024 ww

## Cowford Birthday Match

### Targets, Stands, Tables

- 3 Rectangles
- 2 Bulls Butts
- 2 Tall Stands
- 2 Mid Stands
- 1 Short Stand
- 4 Knockdowns
- 2 Tables



Round Count: 10 pistol, 10 rifle, 4+ shotgun.

Directions: **Shotgun** staged on right table, **Pistols** holstered, **Rifle** staged on left table.  
Shooter starts behind right table with both hands chest high pointing down range.

Procedure: When shooter is ready state your line: "Let's have chili for lunch!"

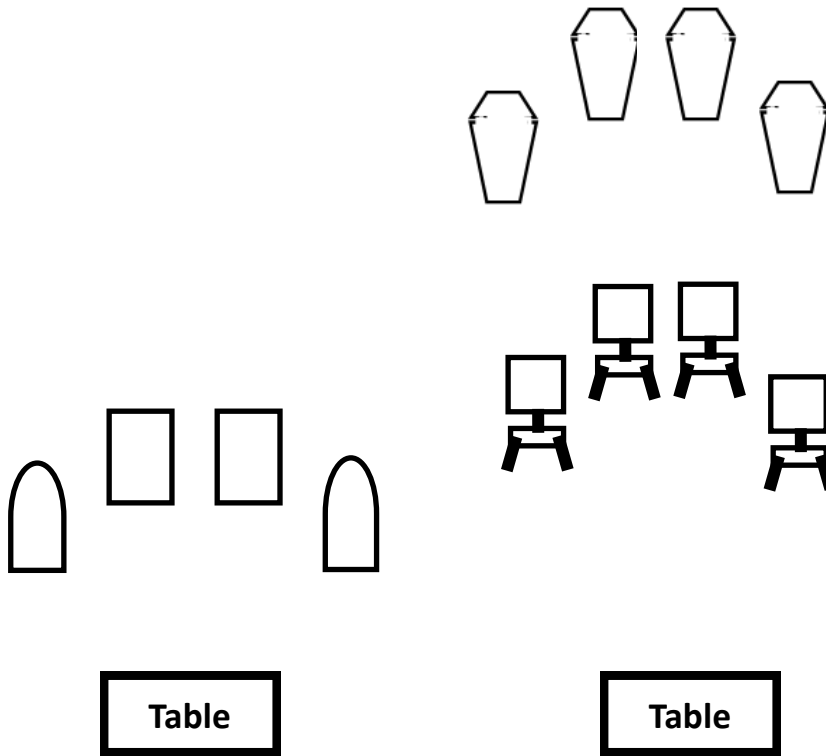
ATB – With **Shotgun**, down the targets any order. Ground **Shotgun**. Move to left table.  
With **Rifle**, shoot targets in a pendulum sweep starting from either end. Ground **Rifle**.  
With **Pistols**, repeat **Rifle** instructions. Holster **Pistols**. Retrieve long guns and proceed to unloading table.

**Targets, Stands, Tables**

- 2 Rectangles
- 2 Tombstones
- 4 Coffins
- 2 Short Stands
- 4 Mid stands
- 2 Tall Stands
- 4 Knockdowns
- 2 Tables

# Stage 6 Bay F Mar 2024 DL

## Cowford Birthday Match



Round Count: 10 pistol, 10 rifle, 4+ shotgun.

Directions: Shooter may shoot guns in any order as long as **Rifle** is not last. **Rifle** and **Shotgun** staged on right table. **Pistols** staged on left table. Shooter begins with beer mug raised to toast in one hand and the other hand on gun belt.

Procedure: When shooter is ready state your line: “Cheers to Cowford!”

ATB – With **Pistols**, shoot targets from left to right in a reverse Lawrence Welk sweep. (4 on 1st target, 3 on second, 2 on third and 1 on the last) Stage or holster **Pistols**. With **Rifle**, repeat **Pistol** instructions. Ground **Rifle**. With **Shotgun**, shoot knockdowns from left to right. You may pick up at any time.