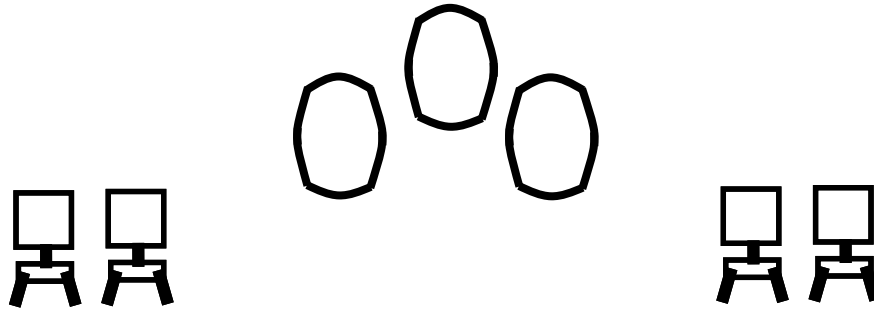


CP/HDSM: Aug 2023 Stage 1



This month all the stages are stand and deliver to make them a little faster due to the heat. The theme of the match is “Start in the center”

Table

Round Count: 10 pistol, 4 shotgun, 10 carbine

Directions: Shooter standing behind table with back to targets and hands at sides. Shotgun/carbine staged on table. Pistols holstered or staged.

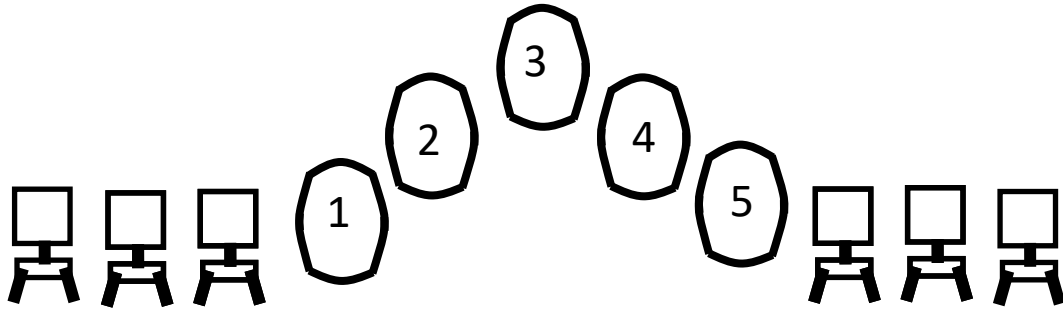
Procedure: When shooter is ready state your line: Shooter Ready

ATB – With pistols/carbine, double tap the center then put 3 rounds on the right target. Repeat for left target. Ground appropriately. With shotgun, down all targets.

**Set up
5 barrels
6 knockdowns
Table
5 array, 6,5,5,4,4**

**Set Up
5 Tombstones
6 kd
Table
3 Tri-Stands;
77, 50,50,50,22**

CP/HDSM: Aug 2023 Stage 2



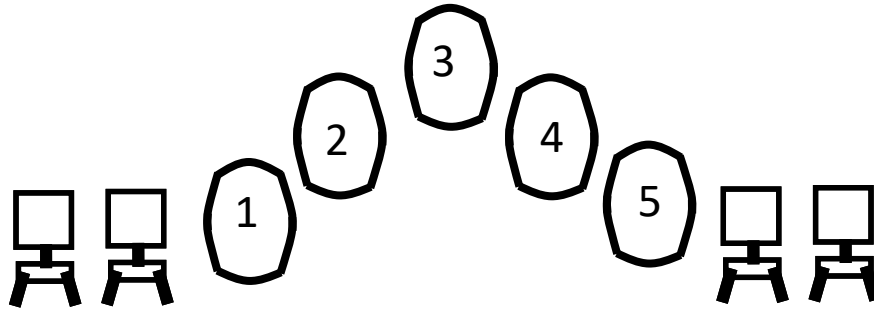
Round Count: 10 pistol, 6 shotgun, 10 carbine

Directions: Shooter standing at table and hands at sides. Carbine/Shotgun staged on table. Pistols holstered or staged.

Procedure: When shooter is ready state your line: Shooter Ready

ATB – With carbine, put 3 rnds on #3, 4 rnds on #4, 3 rnds on #5. Ground carbine. With shotgun alternate on target groups. No make ups. Ground shotgun. With pistols repeat carbine sequence using left three targets. Ground pistols.

CP/HDSM: Aug 2023 Stage 3



Table

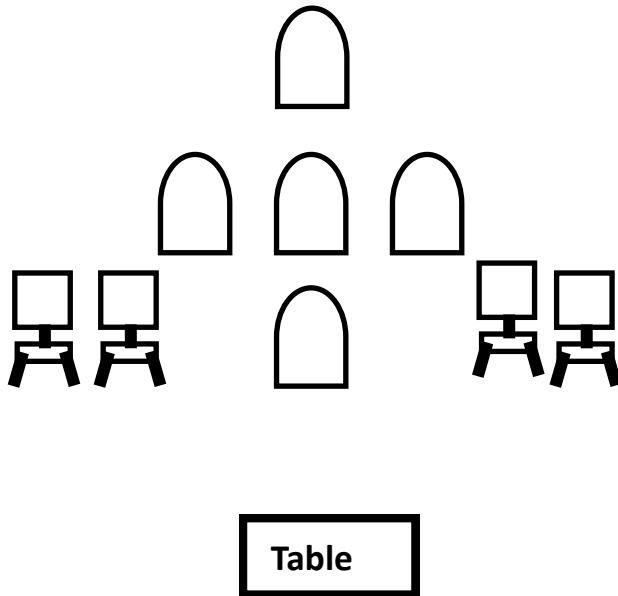
Round Count: 10 pistol, 4 shotgun, 10 carbine

Directions: Shooter standing at table at high surrender. Carbine/shotgun staged on table. Pistol holstered or staged on other table.

Procedure: When shooter is ready state your line: Shooter Ready

ATB – With shotgun down all targets. Ground shotgun. With carbine engage the array (3,2,4,1,5) and reverse. (5,1,4,2,3). Ground carbine. Repeat with pistols. Ground pistols.

CP/HDSM: Aug 2023 Stage 4



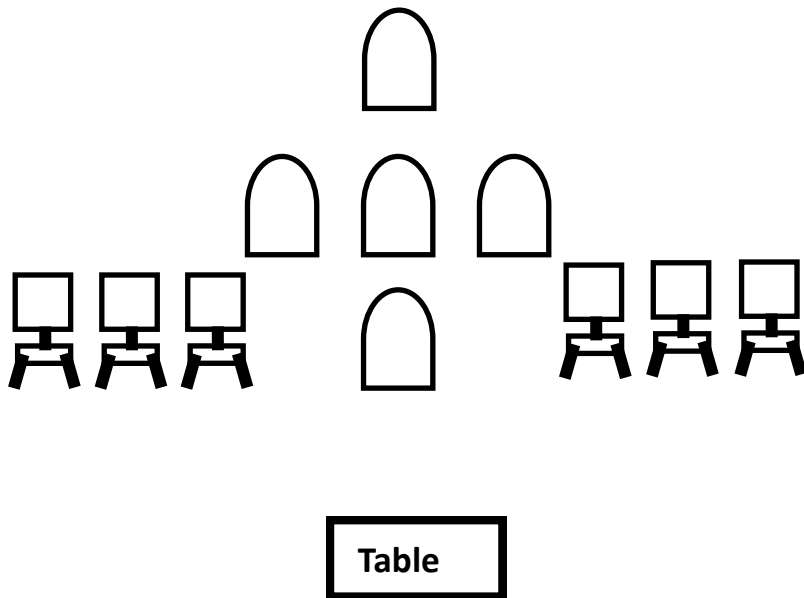
Round Count: 10 pistol, 4 shotgun, 10 carbine

Directions: Shooter standing behind table pointing at targets with both hands. Shotgun/carbine staged on table. Pistols holstered or staged.

Procedure: When shooter is ready state your line: Shooter Ready

ATB – Starting with pistols or carbine. Shoot the targets in a Ft White sweep, horizontally then vertically. Ground accordingly. With shotgun sweep the targets from either end. Make up as you go. Ground shotgun.

CP/HDSM: Aug 2023 Stage 5



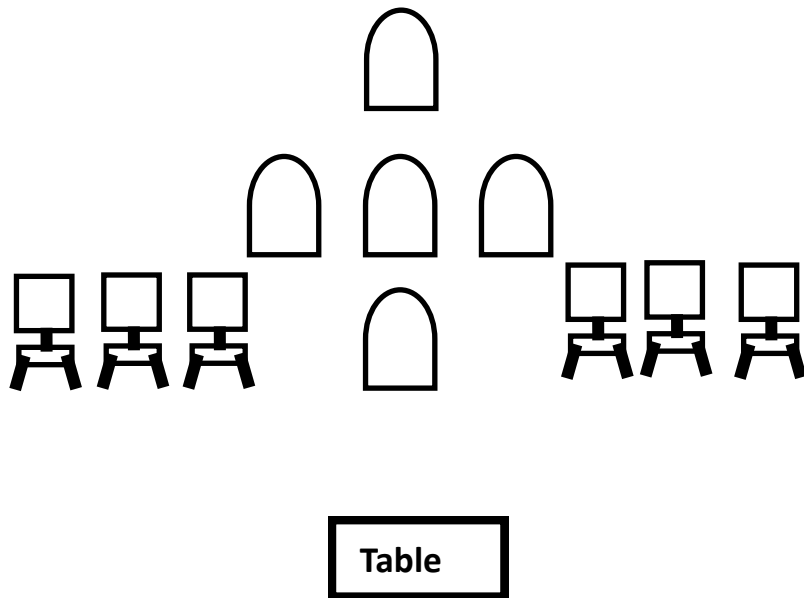
Round Count: 10 pistol, 6 shotgun, 10 carbine

Directions: Shooter standing behind table with shotgun in hand. Carbine staged on table. Pistols holstered or staged on table.

Procedure: When shooter is ready state your line: Shooter Ready

ATB – With shotgun, down all targets on one side then all targets on the other side. Ground shotgun. With carbine shoot the center and then shoot the outer targets in a ring, and repeat. Ground carbine. With pistols repeat the carbine sequence. Ground pistols.

CP/HDSM: Aug 2023 Stage 6



Round Count: 10 pistol, 6 shotgun, 10 carbine

Directions: Shooter standing behind table hands on pistols. All guns staged on table.

Procedure: When shooter is ready state your line: Shooter Ready

ATB – Start with shotgun and down 2 or 4 targets. Ground shotgun open. Then with pistols and carbine, triple tap the center then one round on the top and bottom. Repeat for left and right. Ground appropriately With shotgun down remaining targets. Ground shotgun.