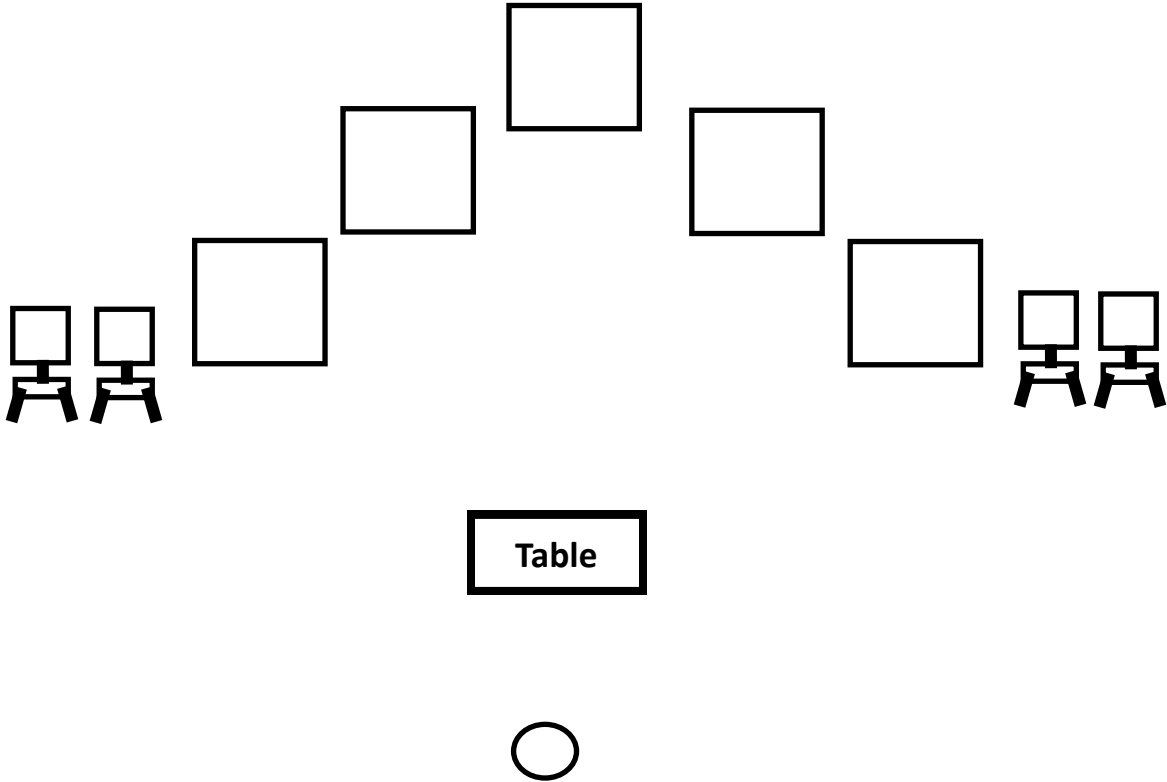


# CPHDSM June 2023 by Osage stage 1



**Round count: 10 pistol, 10 carbine, 4 shotgun**

**Directions: Shooter touching start plate with carbine in hand or no carbine hands at side.**

**Shotgun on table and pistol holstered or staged on table.**

**Procedure: When is ready shooter, state your line: Shooter ready**

**ATB With carbine starting at top and the 2 left targets shoot 1-2-2 and repeat on top and right side. Move to table and ground carbine. With pistol/s repeat carbine sequence.**

**Ground pistol on table. With shotgun knock them down. ground shotgun.**

Stages 1, 2, 3,

5 squares

6 Knockdowns

Array with 6ft, 2 4ft& 2

3ft

1 start plate

Stages 4, 5, 6

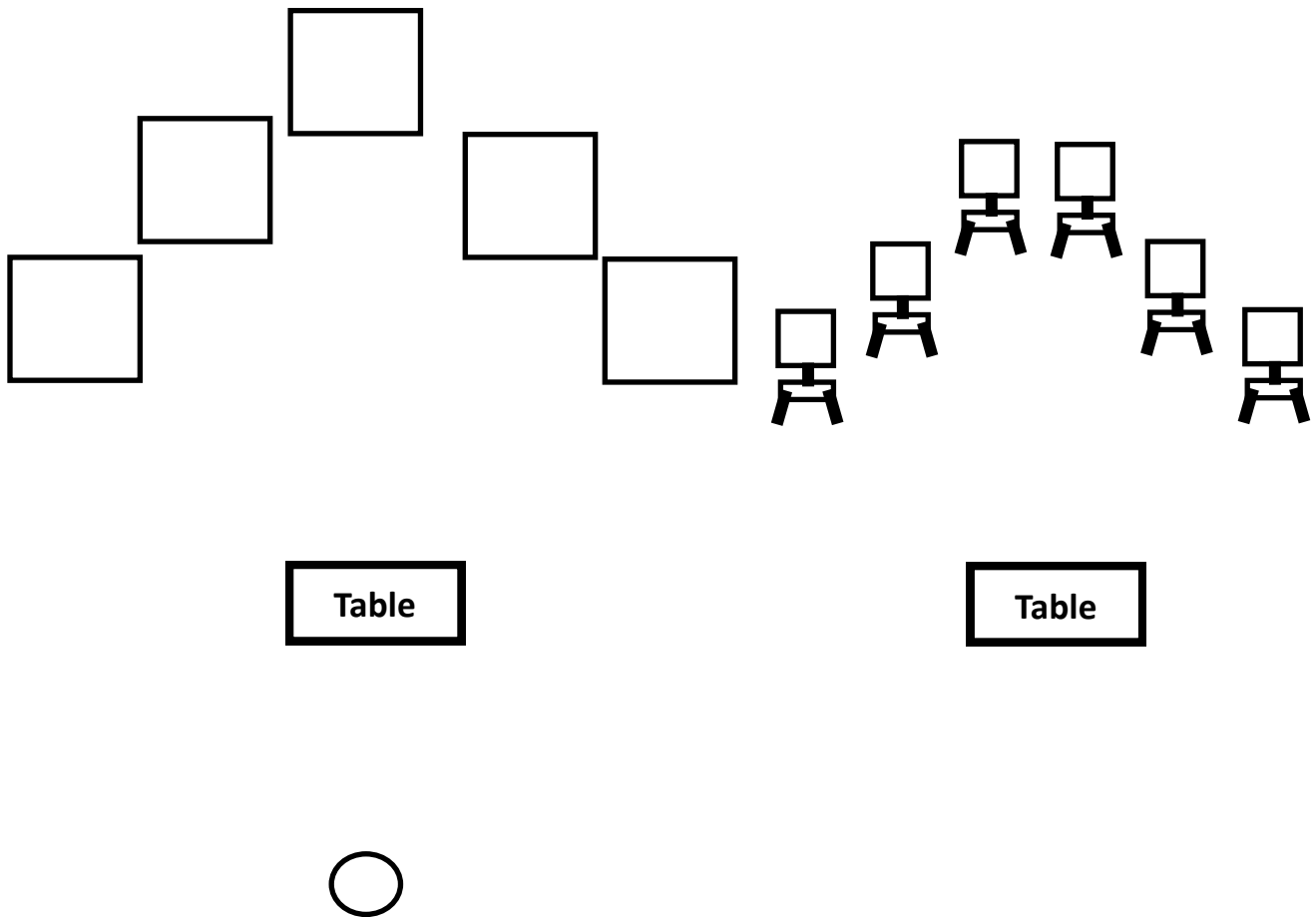
1 gong 6 knockdowns

Plate rack

3 small squares

3 Tri stand w/ 6,4,& 2 ft

## CPHDSM June 2023 by Osage stage 2



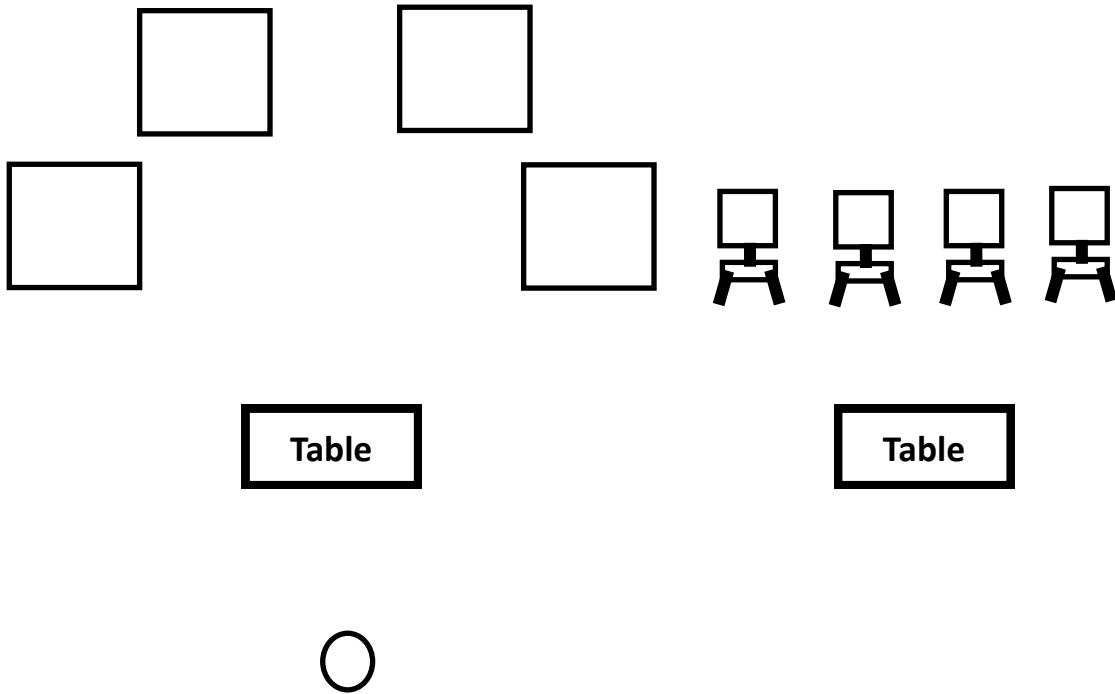
**Round count: 10 pistol, 10 carbine, 6 shotgun**

**Directions: shooter touching start plate with carbine in hand, No carbine, hands on head. Shotgun on right table. Pistol/s holstered or staged on left table.**

**Procedure: When is ready shooter, state your line: Shooter ready**

**ATB: With carbine starting on bottom, alternate on bottom targets, mid targets and top target. Repeat. If non carbine shooter hands touching head. Move to right table ground carbine. With shotgun shoot knockdowns, front to rear (make ups must be made up before moving to next pair of knock-downs.) Ground shotgun. Move to left table and repeat carbine sequence. Ground pistol/s.**

# CPHDSM June 2023 by Osage st6age 3



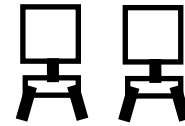
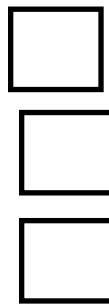
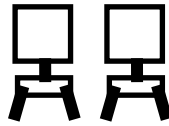
**Round count: 10 pistol, 10 carbine, 4 shotgun**

**Directions: shooter standing touching start plate with carbine in hand or hands at low surrender. Shotgun on right table. Pistol/s holstered or staged on left table.**

**Procedure: When shooter is ready state your line: Shooter ready.**

**ATB: With carbine, shoot a Lawrence Welk sweep from the RIGHT, over the hump.. Move to either table and ground carbine. If no carbine, move to either table. With pistols repeat carbine sequence. Ground pistol/s . With shotgun, sweep knockdowns from the RIGHT. Sweep again if necessary. Ground shotgun.**

# CPHDSM June 2023 by Osage stage 4



**Round count: 10 carbine, 10 pistol, 4 shotgun**

**Directions: carbine on left table, shotgun on right table, pistol/s on right table or holstered**

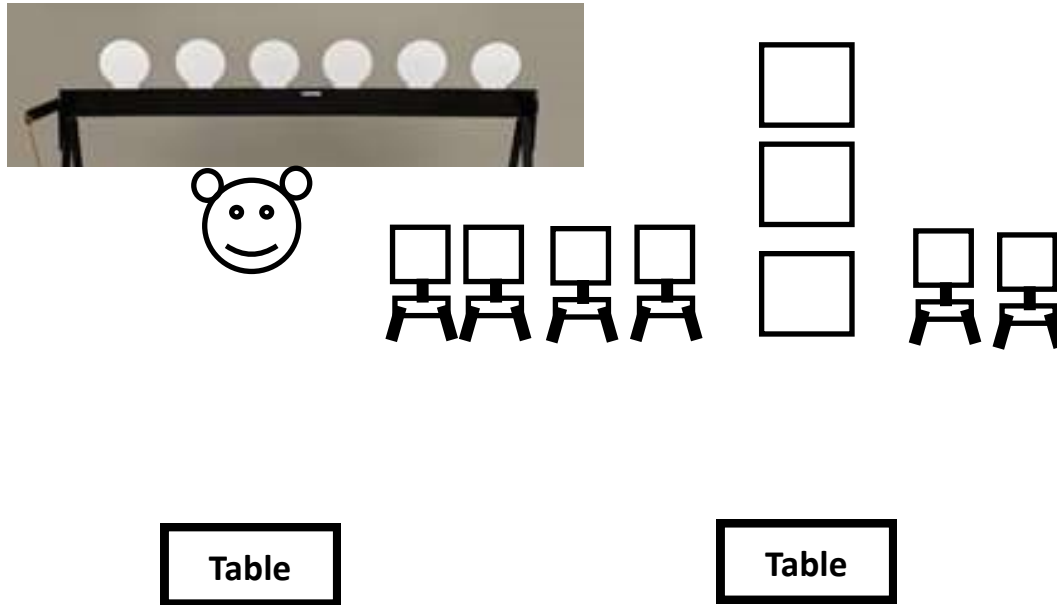
**Shooter standing behind left table with carbine in hand ( non carbine shooter pointing at plate rack)**

**Procedure: When shooter is ready state your line: Shooter ready.**

**ATB: with carbine engage plate rack until all plates down put remaining rounds on gong. Ground carbine on table. Move to right table. No carbine move to right table and with shotgun down any 2 knockdowns. Ground shotgun open. With pistol double tap sweep 3 squares in a continues Nevada sweep. Ground pistol/s. with shotgun down other 2 knockdowns. Ground shotgun.**

**Spotters watch for hits on target plates that don't make the plate fall. These are still hits.**

# CPHDSM June 2023 by Osage stage 5



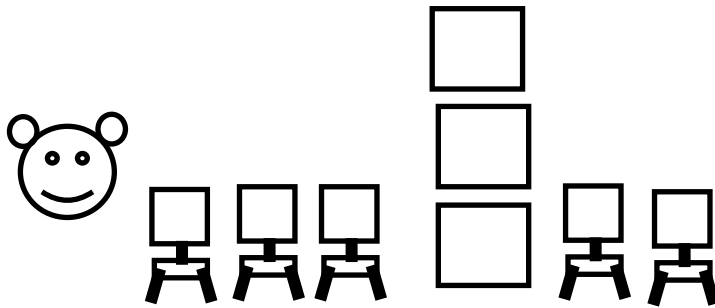
**Round count: 10 pistol, 10 carbine, 6 shotgun**

**Directions: carbine and shotgun on left table. Pistol/s on right table or holstered. shooter standing behind left table hands at low surrender**

**Procedure: .When ready state your line: Shooter Ready**

**ATB With carbine shooter engage the gong then plate and repeat for 10 rounds ( misses on gong are misses) with shotgun engage 2 knockdowns then any plates still standing. Move with shotgun open to right table. Engage 4 remaining knockdowns. Ground shotgun. With pistol/s sweep the 3 targets in a 1-3-1 sweep and repeat from start target. Ground pistol.**

## CPHDSM June 2023 by Osage stage6



Table

**Round count: 10 carbine 10 pistol, 2 shotgun**

**Directions: carbine, shot gun on the table, pistol staged on table or holstered. Shooter at table with arms crossed in front of your chest.**

**Procedure: When shooter is ready state your line: Shooter ready.**

**ATB: With carbine shoot 1 knockdown then triple tap the 3 squares. Ground carbine.**

**With pistol/s shoot the gong then 1 knockdown then sweep 3 squares repeat with 2nd pistol. Ground pistol/s**

**With shotgun down 2 knockdowns then you can clean up any remaining knockdowns still standing. Ground shotgun.**

**Spotters watch for hits on target plates that don't make the plate fall. These are still hits.**