
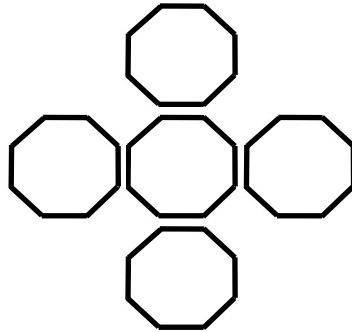


CPHDSM Osage #5 Stage 1



Table

Table

Round count : 10 pistol ,10 carbine, 4 shotgun

Directions : shotgun on right table, pistols holstered or staged on left table. Carbine on left table. Shooter standing at table of choice hands flat on table. Shooting order is shotgun, carbine, pistols or pistol/carbine then shotgun. (carbine not last)

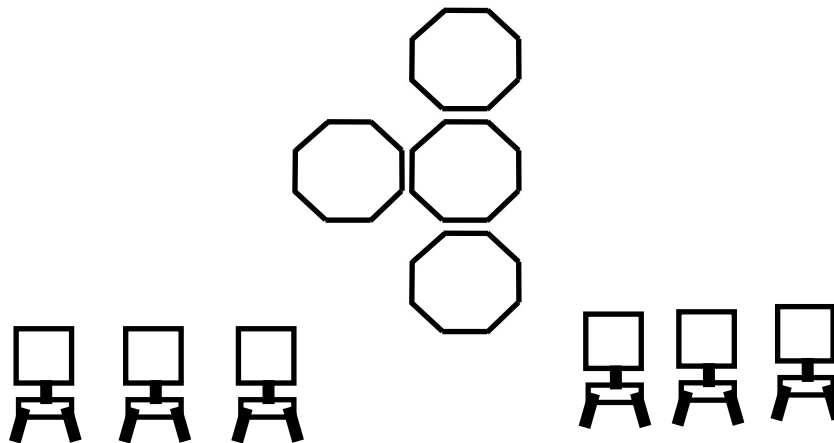
Procedure: when shooter is ready state your line; Shooter Ready

ATB: If shotgun first; engage front KDS, then rear KDS ground shotgun, move to left table and with carbine put 2 rounds on each target, no double taps. Ground carbine. With pistols repeat carbine sequence. Ground pistol/s. If starting on left table, carbine or pistol put 2 rounds on each target. No double taps ground weapons on table. Move to right table, with shotgun shoot front KDS then rear KDS. Ground shotgun.

Stage 1-2-3
5 stop signs
1 tri stand 77-50-22
2 mid stand
6 knockdowns
2 Tables

Stages 4-5-6
2 IDPA
3 Tombstones
3 mid stands
3 tables

CPHDSM Osage #5 Stage 2



Table


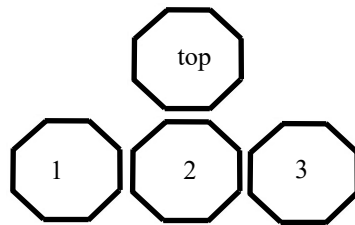
Round count: 10 pistol, 10 carbine, 6 shotgun

Directions: carbine on table, pistol/s holstered or staged on table, shotgun in hands. Shooter behind table at low surrender.

Procedure: when shooter is ready state your line; Shooter Ready

ATB: with shotgun sweep the KDS, if miss, sweep again until KDS are down. Ground shotgun on table. Then with carbine shoot the vertical targets by triple tapping all three putting last round on left stop sign. Ground carbine . With pistol/s repeat carbine sequence. Ground pistol/s.

CPHDSM Osage #5 Stage 3



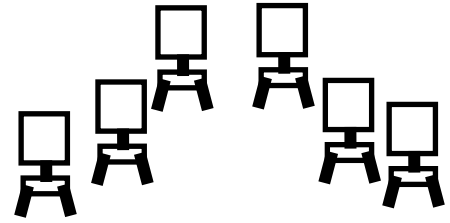

Round count : 10 pistol, 10 carbine, 4 shotgun

Directions: All guns on table. Carbine and pistol/s on left table, shotgun on right table. Shooter standing between tables at sass default. Shooter's choice which table to start.

Procedure: when shooter is ready state your line; Shooter Ready

ATB; Move to table of choice and engage targets, ground weapons and move to other table and engage targets. Ground weapons. (remember carbine cannot be last.) Left table: the bottom horizontal targets are shot with Nevada sweep but must engage top target each time. Example : top then 1, top then 2, top then 3, top then 2, top then 1. ground carbine and pistol's appropriately. Move to other table and engage knock downs until down.

CPHDSM Osage #5 Stage 4



Table

Table


Round count: 10 pistol, 10 carbine, 6 shotgun

Directions: shotgun on right table, carbine on left table, pistols holstered or staged left table. Shooting order is shotgun, carbine and/or pistol, shotgun. Shooter standing at right table with shotgun in hand.

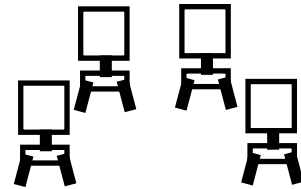
Procedure: When shooter is ready state your line: Shooter ready

ATB: with shotgun down 3 KDS ground shotgun open on table. Move to left table with carbine or pistol/s shoot the left IDPA twice then sweep the tombstones and repeat from right IDPA. Repeat with carbine or pistol/s. ground weapon on table. Move back to right table and down other three KDS. Ground shotgun.

CPHDSM Osage #5 Stage 5



Table



Table

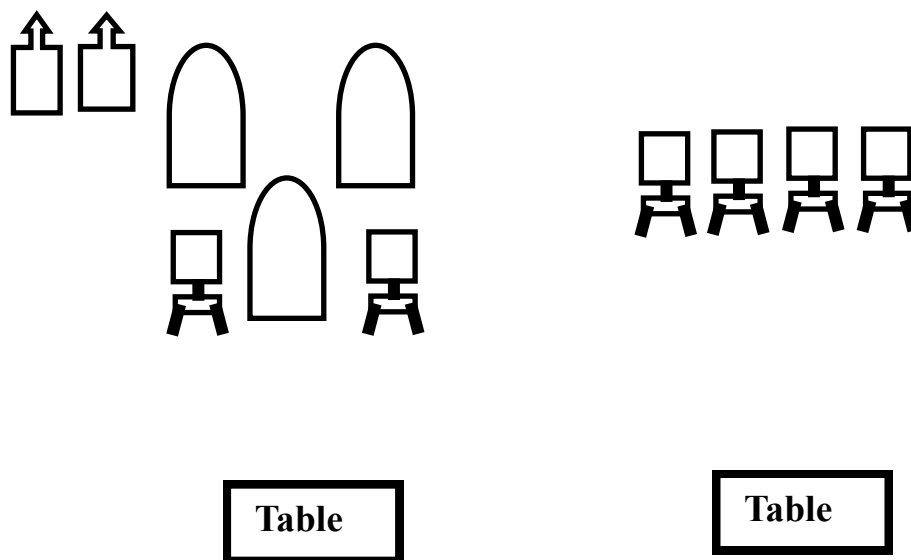
Round count: 10 pistol, 10 carbine, 4 shotgun

Directions: carbine on left table, pistol/s holstered or staged on left table, Shotgun on right table. Shooter standing behind left table with hands on head.

Procedure: when shooter is ready state your line: Shooter ready.

ATB: with carbine double tap all targets in any order, ground carbine. With pistol/s double tap tombstones only, then alternate on IDPD's for 4 rounds, ground pistol/s. Move to right table engage right 2 KDS then left 2 KDS. Ground shotgun.

CPHDSM Osage #5 Stage 6



Round count: 10 pistol/s, 10 carbine, 6 shotgun

Directions: carbine and shot gun on left table, pistol/s holstered or staged on left Table. Shooter standing at left table at SASS default.

Procedure: when shooter is ready state your line: Shooter ready.

ATB: with carbine or pistol/s alternate on IDPA for 5 rounds then shoot the tombstones in a 1-3-1 sweep from either end. Ground weapon. Repeat with other weapon. Ground weapon. With shotgun down 2 KDS in front of table, move with shotgun open to right table and shoot remainder of KDS. Ground shotgun.