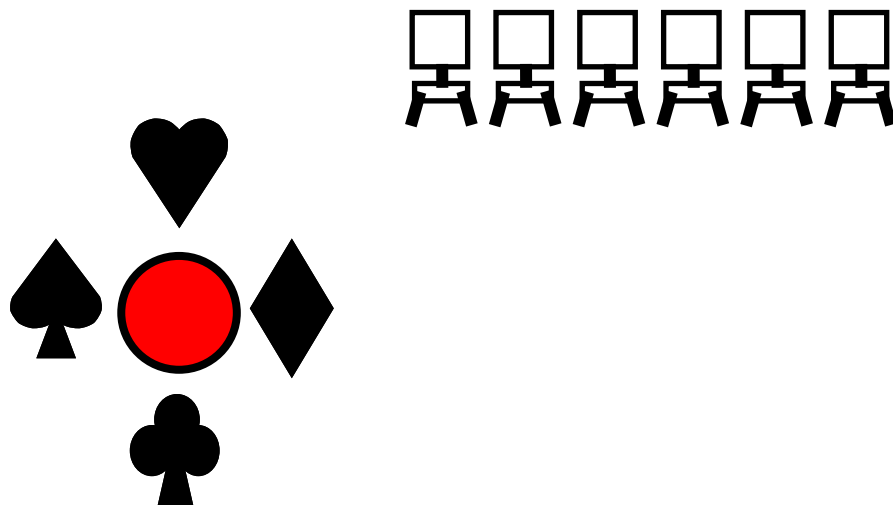


Stage 1, Bay A Mar 2022 BD



Targets, Stands, Tables

1 Tall Stand
2 Mid Stands
1 Lrg Circle
4 card targets
6 Knock Downs
2 Tables

Setup Notes:

9 yds Shotgun
10 yds Rifle
6 yds Pistol
Paint center circle red

Round Count: 10 pistol, 10 rifle, 6+ shotgun.

Directions: Shooter standing with foot touching start plate and **Rifle** at port arms. **Shotgun** staged on right table. **Pistols** staged on left table.

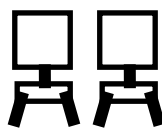
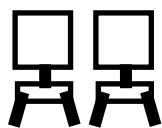
Procedure: When shooter is ready state your line: “Lucky at Cards”

ATB – With **Rifle** double tap all card symbols clockwise starting on the heart then double tap center circle. Ground **Rifle** on left table. With **Pistols** single tap all card symbols clockwise starting on the heart then single tap the circle. Repeat. Ground or Holster **Pistols**. Move to right table and with **Shotgun** engage all knock downs until down.

Stage 2, Bay B Mar 2022 so

Targets, Stands, Tables

4 Barrels
1 Circle
5 Short Stand
4 knockdowns
3 Tables



Setup Notes:

8 yds Rifle Pistol
9 yds Shotgun
Paint Circle Red



Round Count: 10 pistol, 10 rifle, 4+ shotgun.

Directions: **Rifle** staged on center table, **Pistols** holstered. **Shotgun** on either end table. Shooter standing where **Shotgun** is staged with both hands on **Pistols**.

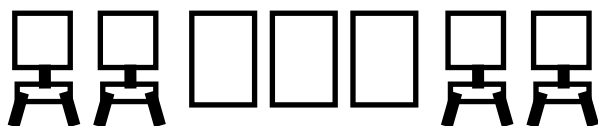
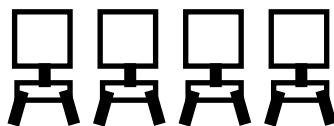
Procedure: When shooter is ready state your line: "Move or get shot!!"

ATB: With **Shotgun** engage 2 knock downs until down. Move to center table and ground **Shotgun**. With **Rifle** sweep all 5 targets with one round then engage red circle with 4 rounds and any end target with one round. Ground **Rifle**. With Pistols put 1 round on any end target then put 4 rounds on the red circle and then sweep all 5 targets with one round. Holster **Pistols**. Take **Shotgun** to remaining table and engage 2 knock downs until down

Stage 3, Bay C Mar 2022 www

Targets, Stands, Tables

3 Short Stands
3 Rectangles
8 knockdowns
2 Tables
1 Start Plate



Setup Notes:

6 yds Pistol
9 yds Shotgun
10 yds Rifle



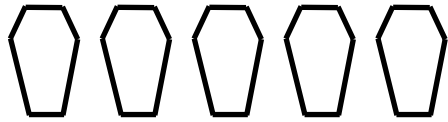
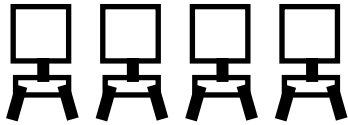
Round Count: 10 pistol, 10 rifle, 4+ shotgun.

Directions: Shooter standing with foot touching plate and **Rifle** in hand. **Shotgun** staged on right table. **Pistols** holstered.

Procedure: When shooter is ready state your line: “25 years??”

ATB – With **Rifle** sweep from either end. double tap all static targets and single tap all knock downs. Take **Rifle** to left table and with **Pistols** engage static targets with a continuous double tap Nevada sweep. Holster **Pistols**. Move to right table and with **Shotgun** engage knockdowns until down. If **Rifle** knock downs are still standing shooter may return to left table with **Shotgun** and engage knockdowns until down.

Stage 4, Bay D Mar 2022 cc



Targets, Stands, Tables

5 Short Stands

5 Coffins

4 Knockdowns (Talls)

1 Table (long)

Setup Notes:

7 yds Pistol Rifle

9 Yards Shotgun

Round Count: 10 pistol, 10 rifle, 4+ shotgun.

Directions: Shooter standing at table with hands on hat. **Pistols, Rifle** and **Shotgun** staged on table. Any gun order except **Rifle** can not be last.

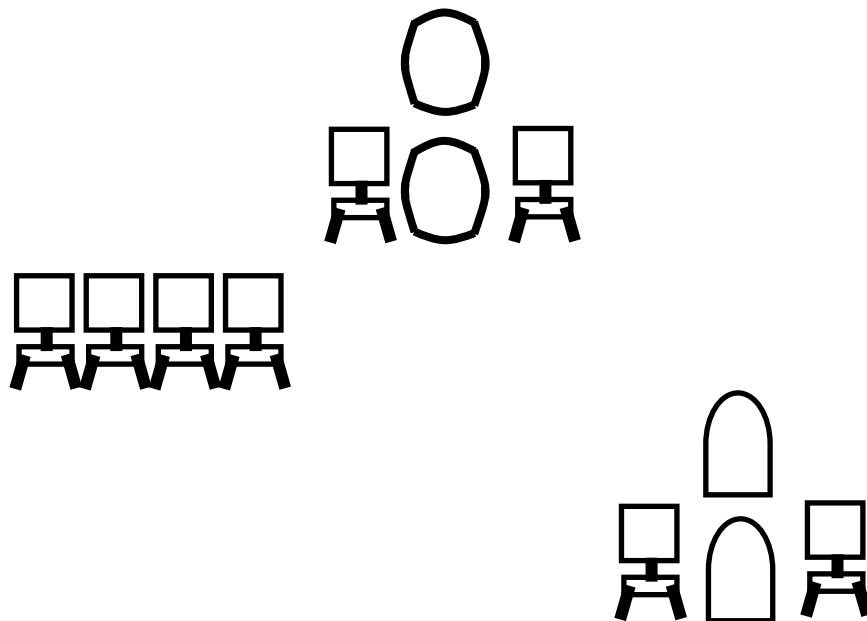
Procedure: When shooter is ready state your line: "It's our Silver Anniversary"

ATB – With **Rifle** double tap sweep from the right. Ground **Rifle**.

With **Pistols** double tap sweep from the left. Holster or ground **Pistols**.

With **Shotgun** engage knock downs until down. Ground **Shotgun**.

Stage 5, Bay E Mar 2022 MM



Targets, Stands, Tables

2 Tall Stands
2 Barrels
2 Tombstones
8 Knockdowns
3 Tables

Setup Notes:

6 yds Pistols
9 yds Shotgun
10 yds Rifle



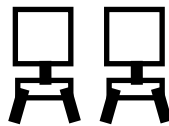
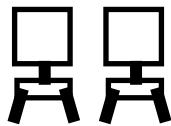
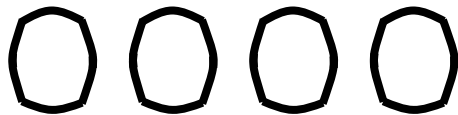
Round Count: 10 pistol, 10 rifle, 4+ shotgun.

Directions: Shooter may start at left and move right or right and move left. Either way rifle is shot in middle. **Pistols** Holstered or in hands. **Shotgun** staged on left table or in hands. **Rifle** staged on center table. Long guns grounded on tables where they are shot.

Procedure: When shooter is ready state your line: "Still Young at Heart".

ATB – With **Pistol/s** engage 1 knock down and then double tap each static target once. Repeat using other knock down. Holster **Pistols**. With **Rifle** repeat the **Pistol** sequence. Ground **Rifle**. With **Shotgun** engage knock downs until down. Ground **Shotgun**.

Stage 6, Bay F Mar 2022 RP



Targets, Stands, Tables

5 Barrels
5 Mid Stands
4 Knockdowns
1 Table
1 Start Plate

Setup Notes:

7 yds Rifle / Pistol
9 yds Shotgun
Center targets Red

Round Count: 10 pistol, 10 rifle, 4+ shotgun.

Directions: Shooter standing with foot touching start plate and **Shotgun** at port arms. **Rifle** and **Pistols** are staged on table,

Procedure: When shooter is ready state your line: "Oh Great"

ATB – With **Shotgun** engage all knock downs until down. Move to table and ground **Shotgun**. Using **Rifle** and then **Pistols** engage barrels with a 20 rnd Pendulum Sweep from either direction. Ground **Pistols** and **Rifle** after use.