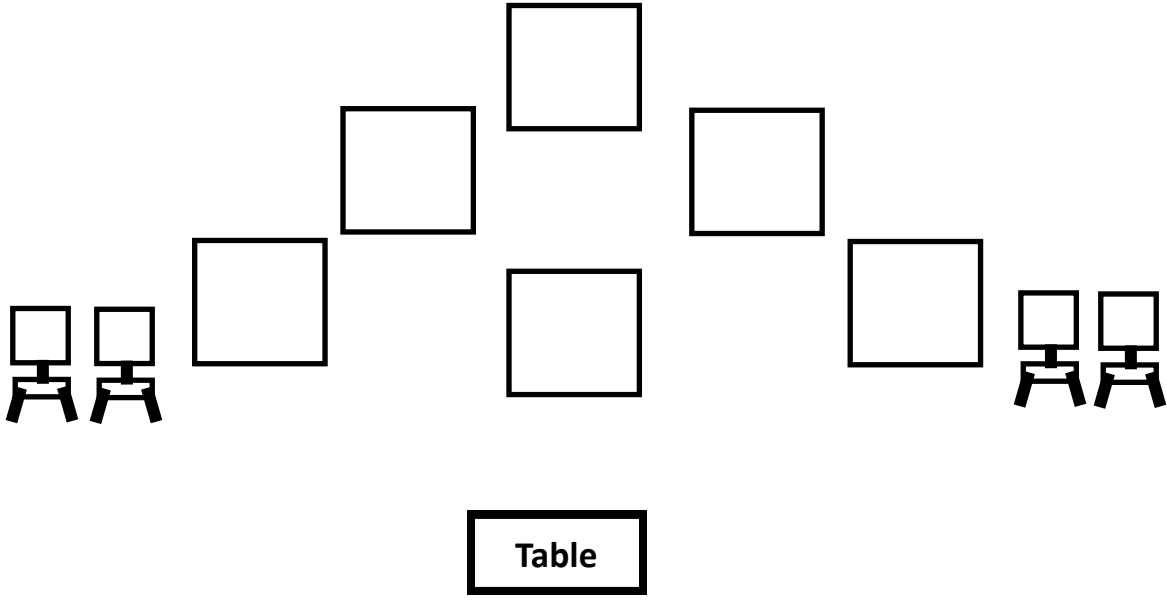


CPHDSM Sept 2023 Stage 1



Round count: 10 pistol, 10 carbine, 4 shotgun

Directions: Shooter with carbine in hand or no carbine hands at side at table.

Procedure: When shooter is ready state your line: Shooter ready

Directions: ATB With carbine triple tap the bottom center square, then put 2 rounds on left and right bottom square, then single tap remaining squares. With pistol/s repeat carbine sequence. With shotgun down all KD'S.

Stages 1, 2, 3,

6 squares

6 Knockdowns

5 Array with 5,4,4,3,3

2 tables

short stand

Stages 4, 5, 6

6 knockdowns

Plate rack

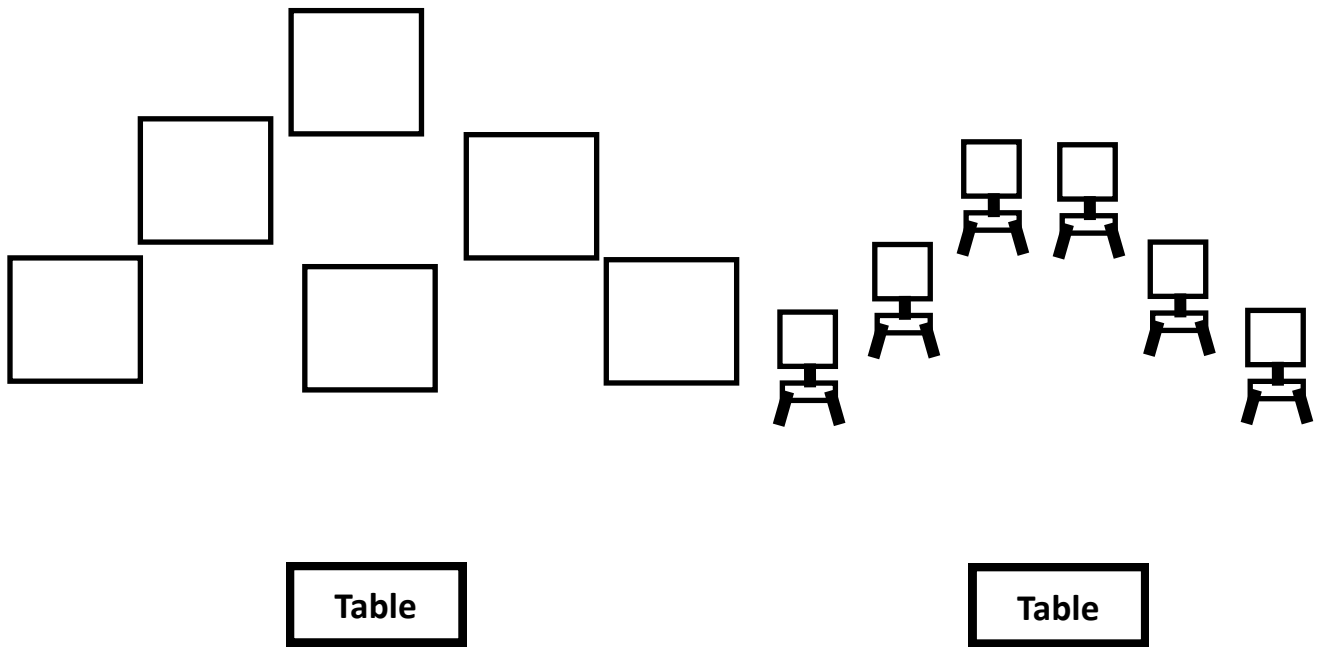
4 tombstones

Short stand

3 array 77/50/22

Stages designed by Snakeoil Osage.

CPHDSM Sept 2023 Stage 2



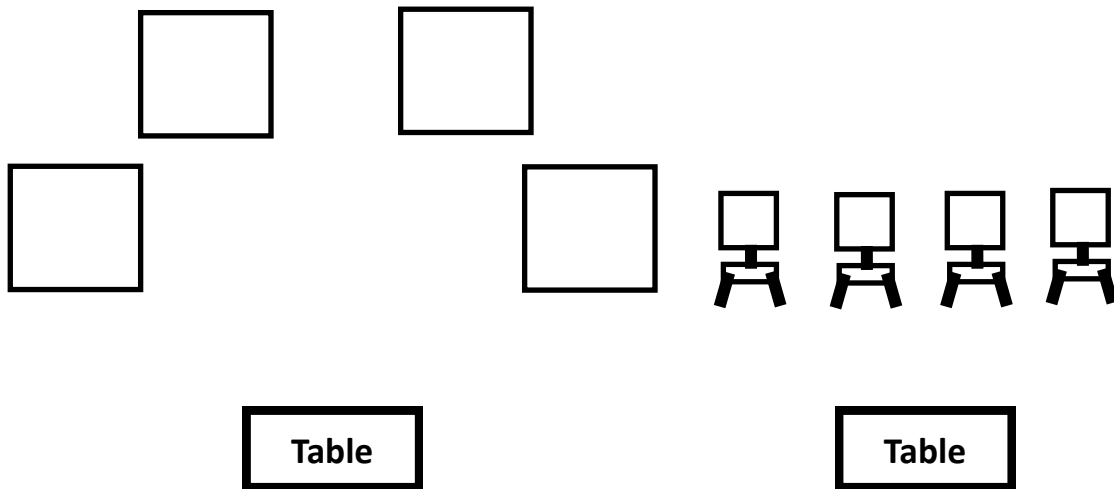
Round count: 10 pistol, 10 carbine, 6 shotgun

Directions: Shotgun on right table. Pistol/s holstered or staged on left table. Shooter standing at left table. With carbine in hand. If no carbine, hands at sides.

Procedure: When shooter is ready state your line: Shooter ready.

ATB: With carbine single tap 5 squares, Then dump 5 rounds on remaining square. Ground carbine. With pistol/s repeat carbine sequence. Need not be exact same targets. Ground pistol/s. With shotgun shoot knockdowns front to rear on left side, then right side. (remember front to rear) Ground shotgun.

CPHDSM Sept 2023 Stage 3



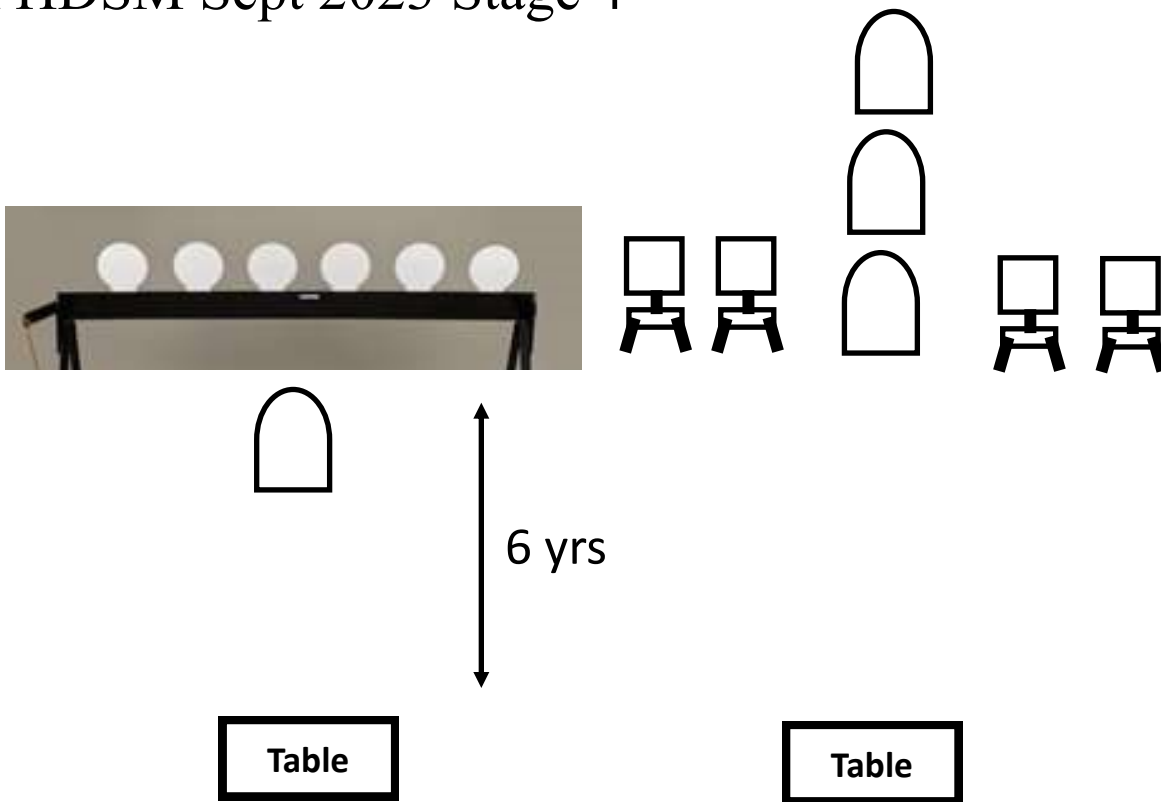
Round count: 10 pistol, 10 carbine, 4 shotgun

Directions: shooter standing at left table waving hands. Shotgun on right table, carbine on left table, pistol/s staged left table.

Procedure: When shooter is ready state your line: Shooter ready.

ATB: If carbine, shoot a Lawrence Welk sweep from the right, (over then hump) Ground carbine. Move to right table and sweep the KDS. (Remember if a miss to sweep again) ground shotgun. Move back to left table and with pistols repeat carbine sequence. Ground or holster pistol/s.

CPHDSM Sept 2023 Stage 4



Round count: 10 carbine, 10 pistol, 4 shotgun

Directions: carbine on left table, shotgun on right table, pistol/s on right table or holstered

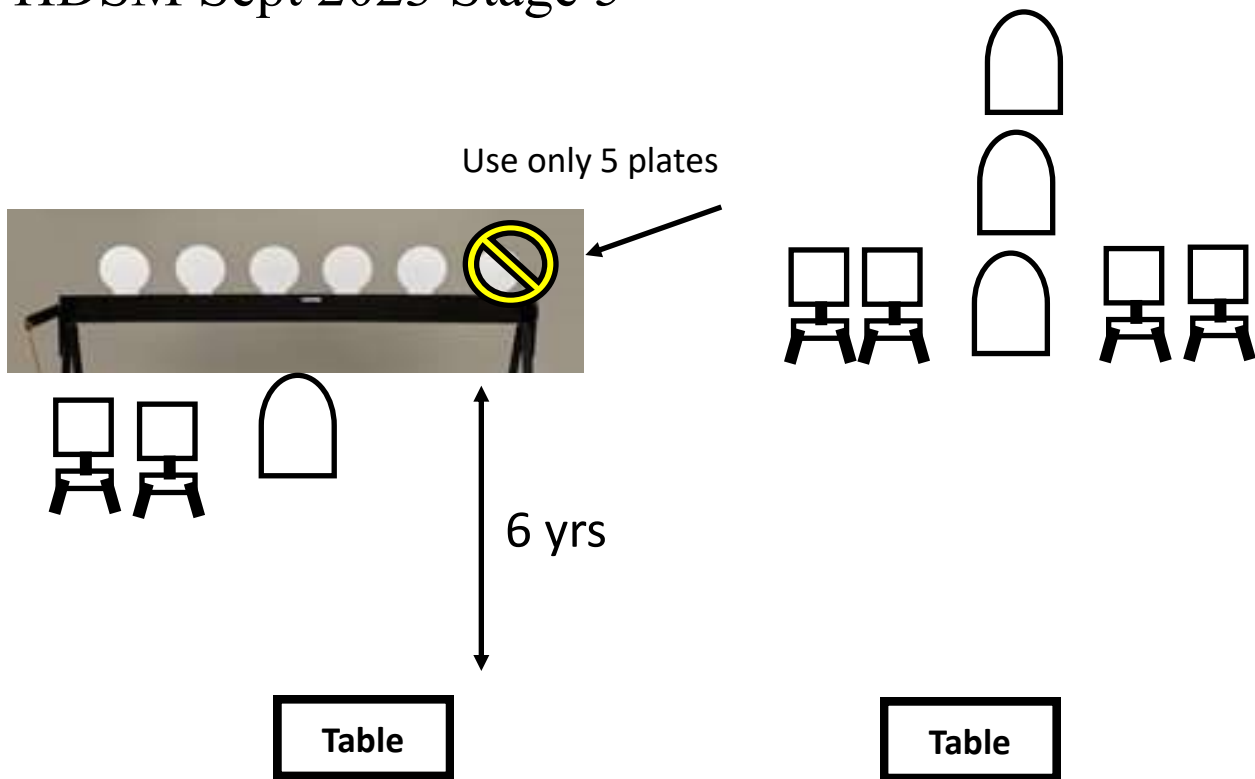
Shooter standing behind left table with carbine in hand (non carbine shooter pretending to hold carbine in hands aiming at plate rack.

Procedure: When shooter is ready state your line: Shooter ready

ATB: With carbine engage plate rack until all plates down put remaining rounds on dump target. Ground carbine on table. Move to right table and with shotgun down any 2 knockdowns. Ground shotgun open. With pistol double tap sweep 3 targets in a Nevada sweep. Ground pistol/s. with shotgun down other 2 knockdowns. Ground shotgun.

Note: spotters be aware of any hits on the plates from a .22 that don't down the plate. These are hits and should be called out in real time.

CPHDSM Sept 2023 Stage 5



Round count: 10 pistol, 10 carbine, 6 shotgun

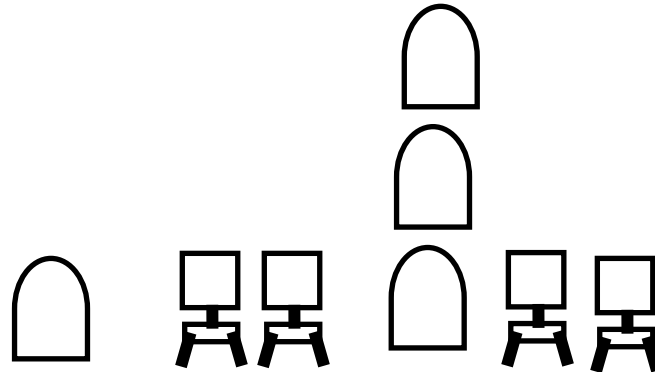
Directions: Shooter standing behind left table hands at low surrender.

Carbine and shotgun on left table. Pistol/s on right table or holstered.

Procedure: State your line: shooter ready

ATB if carbine shooter engage the tombstone then a plate and repeat for 10 rounds (misses on tombstone are misses) with shotgun engage 2 knockdowns then any plates still standing. (Non carbine shooter down 2 KDS.) Move with shotgun open to right table. Engage 4 remaining knockdowns. Ground shotgun. With pistol/s shoot a 4-2-4 sweep from either end.

CPHDSM Sept 2023 Stage 6



Table

Round count: 10 carbine 10 pistol, 4 shotgun

**Directions: carbine, shotgun on the table, pistol/s staged on table or holstered.
shooter at table with hands on hips.**

Procedure: When shooter is ready state your line: Shooter ready.

**ATB: With carbine shoot the left tombstone then triple tap the 3 vertical targets.
Ground carbine. With pistol/s repeat carbine sequence. With shotgun down outer
KDs then inner KDs. Make up as you go.**