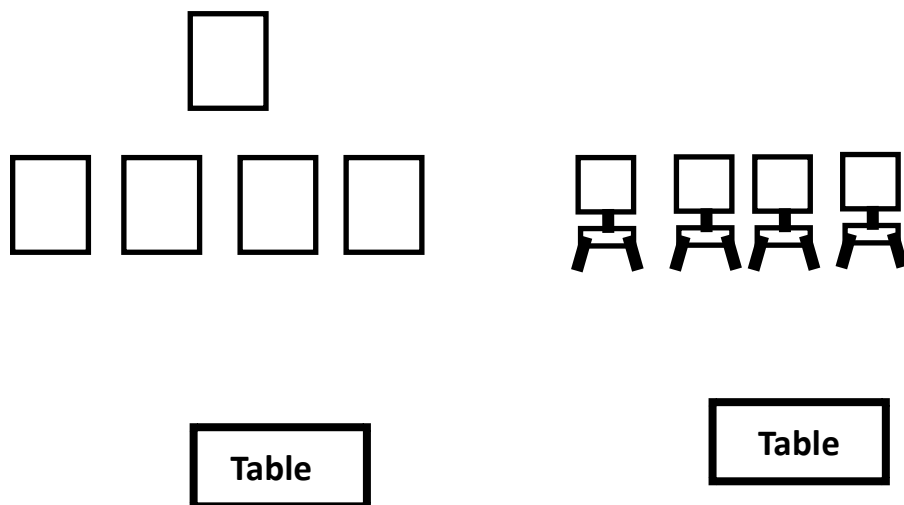


# Home Defense Match DL

## June 2025 Stage 1



**Round Count: 10 pistol, 10 carbine, 4 shotgun.**

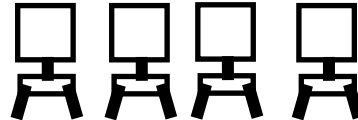
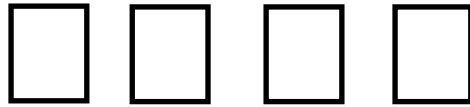
**Directions: Starting with carbine in hand behind left table, pistols holstered or staged on left table, shotgun staged on right table. If no carbine, start with hands at sides.**

**Procedure: When shooter is ready state your line: Shooter ready**

**ATB: With carbine single tap sweep bottom targets starting from either direction, then double tap the top target, then, single tap the bottom targets again starting from the opposite direction. Ground carbine. With pistol(s) repeat carbine instructions. Ground or holster pistol(s). Move to right table and shoot outside shotgun targets and then inner shotgun. Make up as you go.**

# Home Defense Match DL

## June 2025 Match Stage 2



**Round Count: 10 pistol, 10 carbine, 4 shotgun.**

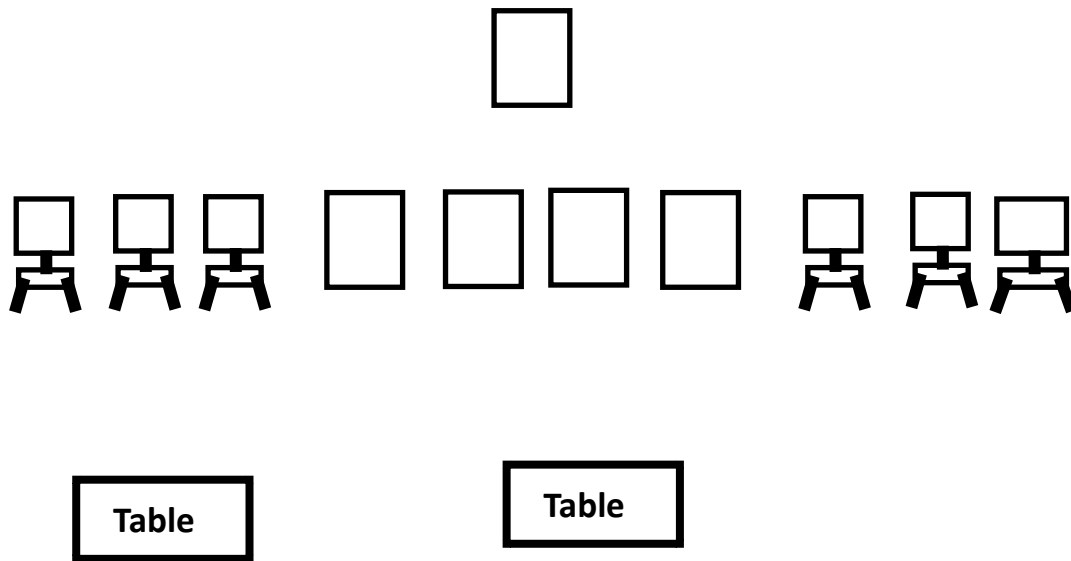
**Directions: Carbine staged on left table, Pistol(s) holstered or staged on left table, Shotgun on right table. Hands on head.**

**Procedure: When shooter is ready state your line: Shooter Ready**

**ATB – With carbine or pistols, shoot targets in a 2-3-2-3 sweep starting from either end. Repeat with other gun. Ground guns. Move to right table and down knockdowns with shotgun.**

# Home Defense Match <sub>DL</sub>

## June 2025 Stage 3



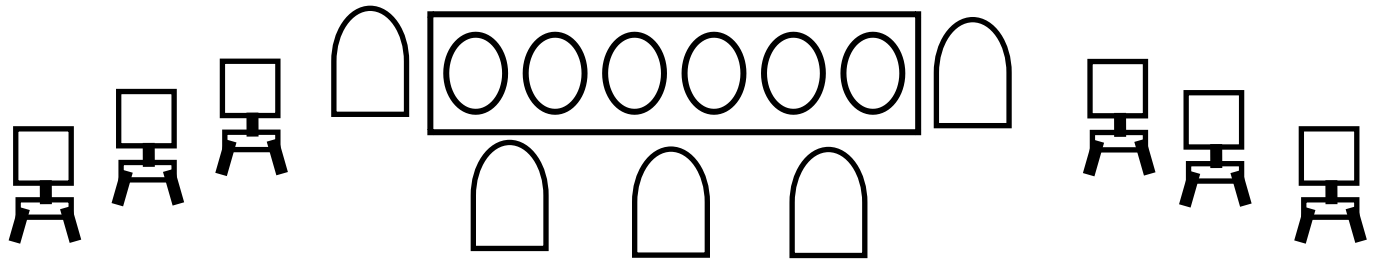
**Round Count: 10 pistol, 10 carbine, 6 shotgun.**

**Directions: Shooter standing behind left table holding shotgun in hand, pistols holstered or staged on right table, carbine on right table**

**Procedure: When shooter is ready state your line: Shooter Ready**

**ATB – With shotgun engage the three knockdowns in front of you, with open shotgun, move to right table and shoot the right knockdowns. Ground shotgun. With carbine, double tap each target in any order. Ground carbine. With pistol(s) repeat carbine instructions. Ground.**

## CPHDSM June 2025 Stage 4<sub>dom</sub>



Table



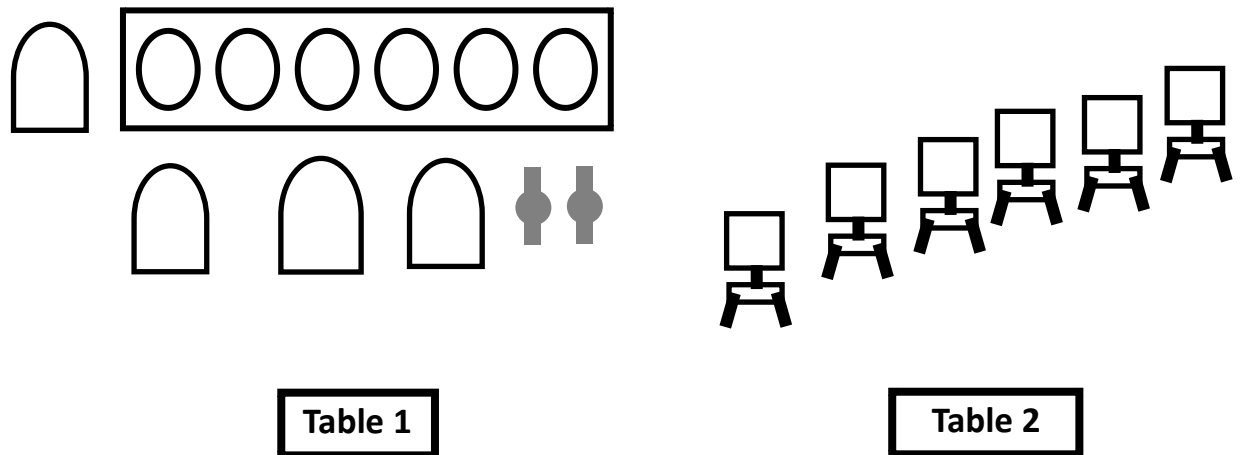
**Round Count: 10 pistols, carbine 10, shotgun 6**

**Directions: Shooter touching start plate with carbine at low ready. If no carbine stand at sass default. Shotgun staged on table. Pistols holstered or staged on table.**

**Procedure: When ready state your line: Shooter Ready**

**ATB – With carbine, engage 6 plates from either side one round per plate, then double tap the upper tombstones. Move to the table and Ground Carbine. With Shotgun down 3 targets on right first (in any Order), then down 3 targets on left, (in any order). Ground shotgun. With pistols, engage three lower tombstones with a double tap sweep from right to left. Then shoot the two upper tombstones, double tap each from right to left. Ground pistols, Show Cleared, holster.**

# CPHDSM June 2025 Stage 5<sub>dom</sub>



**Round Count: 10 pistols, carbine 10, shotgun 6**

**Directions: Shooter standing touching start plate with carbine in hand. (If no carbine, stand on plate at SASS default.) Shotgun staged on table 2. Pistols holstered or staged on table 1.**

**Procedure: When ready state your line: Shooter Ready**

**ATB – With carbine, engage lower 3 Tombstones starting on left with 3 rounds, middle with 2 rounds, then right with 3 rounds.**

**Expend the last 2 rounds on the pistol KDs, they need not fall but must be hit. Move to table 1 and ground the carbine. With pistols, engage six plates from either side, one round per plate, then engage four Tombstones with one round each. Ground pistols. Move to table 2. With Shotgun down 6 shotgun KD's from nearest to further away (Left to Right), make up as you go. If any plate rack plates are still standing, move to table 1 and down them with shotgun. Ground Shotgun, Show Cleared.**

# CPHDSM June 2025 Stage 6<sub>dom</sub>

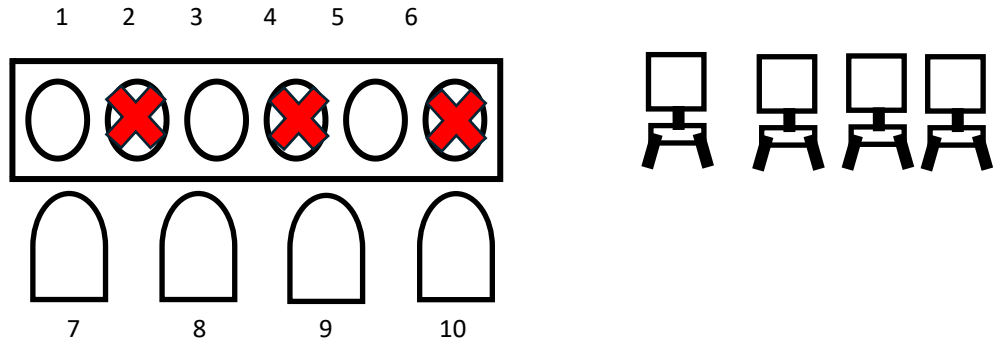


Table 1

Table 2

**Round Count: 10 pistols, carbine 10, shotgun 4**

**Directions: Shooter starts at table 2 with a shotgun on the table, hands on head and back towards targets. Carbine on table 1.**

**Pistols holstered or staged on table 1.**

**Procedure: When ready state your line: Shooter Ready**

**ATB – Turn towards targets, with shotgun engage 4 KD's from right to left. Move to table 1 with shotgun open and ground. With carbine engage plates 1,3,5, with one round each, then double tap static targets 7, 8, 9, and single tap target 10. Ground carbine on table 1. With pistols, engage plates 2,4,6 with one round each, then double tap static targets 7,8,9, and single tap target 10. Ground pistols. With shotgun down any standing plates. Ground shotgun. Show Cleared. Note: paint 2,4,6 RED**

Set up June 2025

**Stage 1,2,3**

**5 Rectangles  
4 Short Stands  
1 Tall Stand  
6 Knockdowns  
2 Tables @ 7 yds**

**Stage 4,5,6**

**5 Tombstones  
GRPC Plate Rack  
2 Tall Stands  
4 short stands  
6 Shotgun KDs  
2 Pistol KD's  
Table 1 @ 7 yds  
Table 2 @ 7 yrd  
Start Plate @ 10 yds**