


# Stage 1, Bay A July 2022 FI State



## Targets, Stands, Tables

4 Coffins  
2 Rectangle  
2 Tall Stand  
2 Mid Stands  
2 Short Stands  
6 knockdowns  
2 Tables

## Setup Notes:

10 yds Rifle  
8 yds Shotgun  
6 yds Pistols



Round Count: 10 pistol, 10 rifle, 6+ shotgun.

Directions: Shooter holding **Shotgun** at Port Arms behind left table. **Rifle** staged on right table. **Pistols** Holstered.

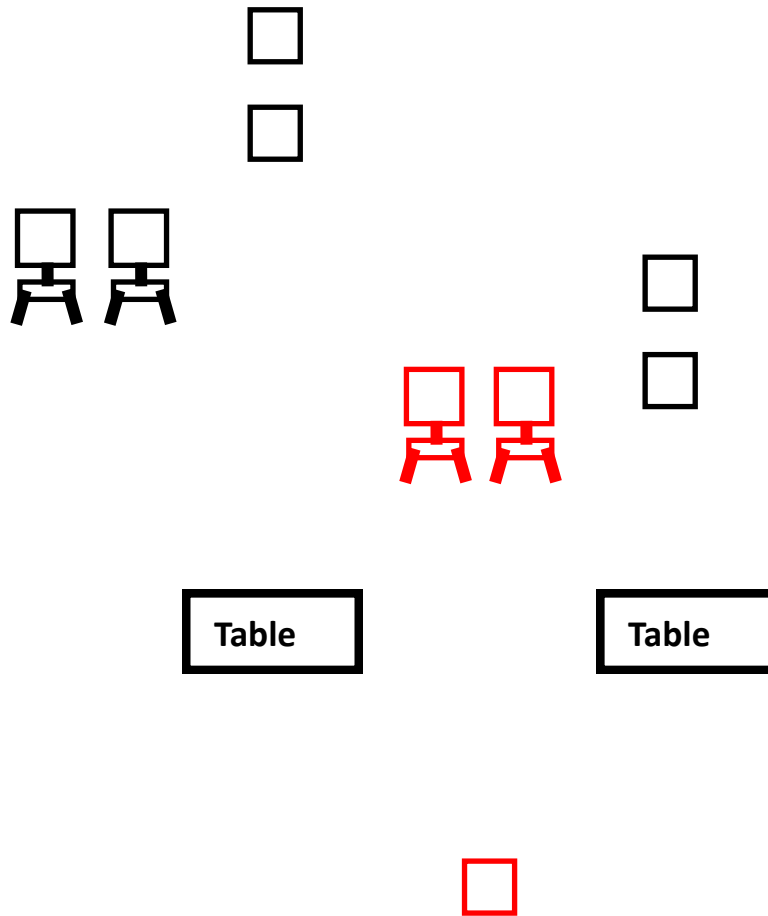
Procedure: When shooter is ready state your line: "That Dog Bites"

ATB: With **Shotgun** engage all knockdowns until down. Ground **Shotgun**. Move to the right table and with **Rifle** engage far targets in a (2 - 2 - 6) sweep from the right. Ground **Rifle**. With **Pistols** engage targets in a (2 - 2 - 6) sweep from the left. Holster **Pistols**.

# Stage 2, Bay B July 2022 GA State

## Targets, Stands, Tables

2 Mid Stands  
4 Squares  
4 knockdowns  
2 Tables  
1 Start Plate



## Setup Notes:

6 yds Pistol  
8 yds Shotgun  
10 yds Rifle  
Right two knockdowns  
red

Round Count: 10 pistol, 10 rifle, 4+ shotgun.

Directions: Shooter standing on start plate with **Shotgun** in hand. **Rifle** is staged on left table. **Pistols** holstered.

Procedure: When shooter is ready state your line: "Twice Shy"

ATB – With **Shotgun** engage red knockdowns until down. Move to left table and engage remaining knockdowns. Ground **Shotgun**. With **Rifle** engage targets in a regressive Lawrence Welk alternation. (i.e. 4, 3, 2, 1) start on either target. Ground **Rifle**. Move to the right table and with **Pistols** repeat the rifle sequence. Holster **Pistols**.

# Stage 3, Bay C July 2022 RP

## Targets, Stands, Tables

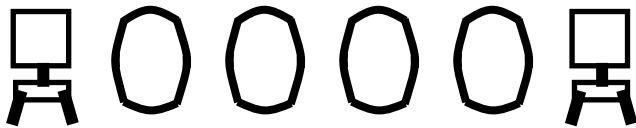
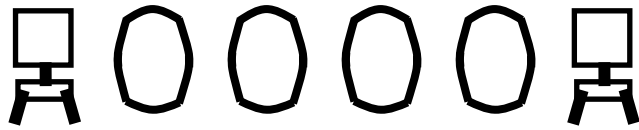
4 Short Stands

4 Mid Stands

8 Barrels

6 Knockdowns

1 Table



## Setup Notes:

6 yds Pistol

10 yds Rifle

9 yds Shotgun



Round Count: 10 pistol, 10 rifle, 2+ shotgun.

Directions: Shooter standing at table with hands on holstered **Pistols**. **Rifle** and **Shotgun** staged on table

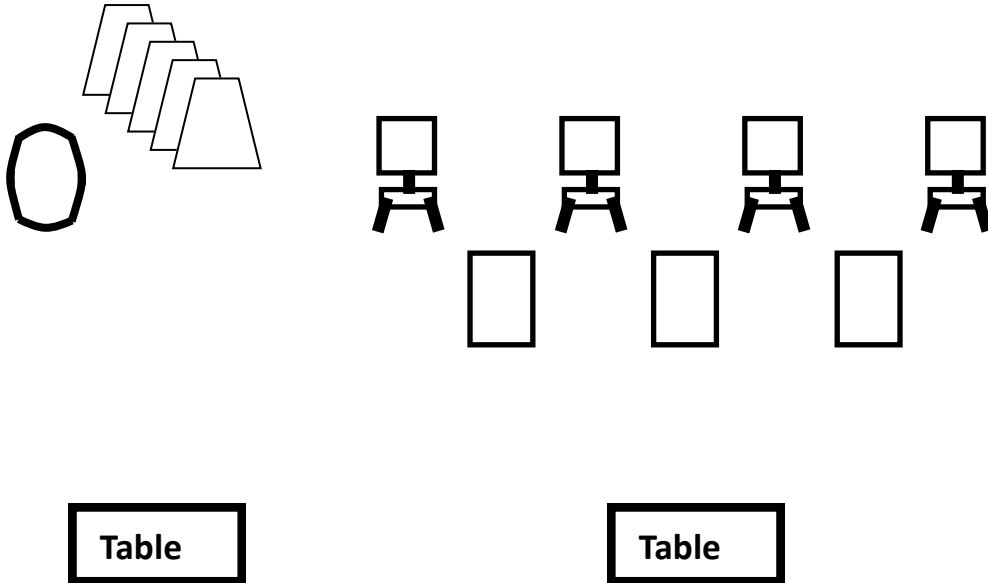
Procedure: When shooter is ready state your line: "That's Heavy Metal!!"

ATB – With **Rifle** engage far targets (2 knockdowns & 4 barrels) with a Nevada Sweep from either end. Ground **Rifle**. With **Pistols** repeat the rifle sequence on near targets. Holster **Pistols**. With **Shotgun** engage any standing knockdown.

# Stage 4, Bay D July 2022 so

## Targets, Stands, Tables

- 1 Horse
- 4 Short Stands
- 1 Barrel
- 3 Rectangles
- 4 Knock Downs
- 2 Tables (Rt Table Wide)



## Setup Notes:

- 7 yds Shotgun
- 8 yds Rifle back of horse
- 6 yds Pistol

Round Count: 10 pistol, 10 rifle, 4+ shotgun.

Directions: Shooter standing behind left table with hands touching **Rifle** that is flat on table. **Pistols** holstered or staged on right table. **Shotgun** staged on right table.

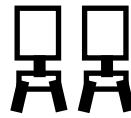
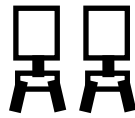

Procedure: When shooter is ready state your line: "Shoot Mr. Ed"

ATB – With **Rifle** engage Horse until all plates are down. Remaining rounds on dump target. Miss on the dump target is a miss. Ground **Rifle** on either table. From right table with **Shotgun** engage knockdowns from the right. Knockdowns must fall before moving to next target. Ground **Shotgun**. Then with **Pistols**, engage rectangles in a (1 - 8 - 1) Sweep from either end. Holster **Pistols**.

# Stage 5, Bay E July 2022 MM

## Targets, Stan

- 5 Tall Stands
- 5 Short Stands
- 6 Tombstones
- 4 Squares
- 6 Knockdowns (Tall)
- 2 Tables
- 1 Cowboy



## Setup Notes:

- 6 yds Pistol
- 10 yds Rifle
- 9 yds Shotgun



Round Count: 10 pistol, 10 rifle, 6+ shotgun.

Directions: Shooter standing behind left table **Rifle** butt on hip. **Pistols** holstered. **Shotgun** staged on left table.

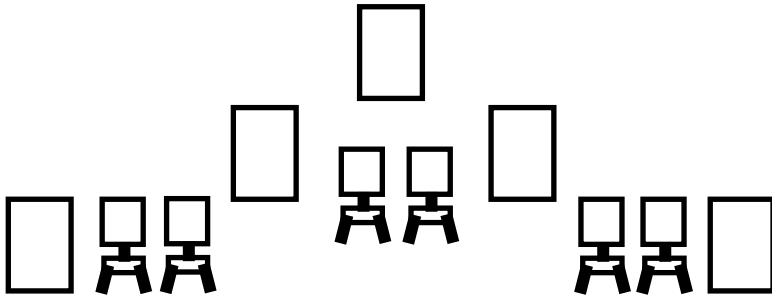
Procedure: When shooter is ready state your line: "Movin' and Shootin'".

ATB –With **Rifle** double tap all Tombstones, then both squares. Ground **Rifle**. With **Shotgun** from behind left table engage 2 knockdowns until down, then move to the right of the Cowboy and engage 2 knockdowns until down, then move to right table and engage 2 knockdowns until down. Ground **Shotgun**. With **Pistols** repeat the rifle sequence. Holster **Pistols**.

# Stage 6, Bay F July 2022 so

## Targets, Stands, Tables

- 1 Tall Stand
- 2 Mid Stands
- 2 Short Stands
- 6 Knockdowns (6 shorts)
- 1 Table



## Setup Notes:

7 yds All



Round Count: 10 pistol, 10 rifle, 6+ shotgun.

Directions: Shooter standing at table holding a bottle in each hand. **Rifle & Shotgun** staged on table. **Pistols** holstered.

Procedure: When shooter is ready state your line: "Dog Days of Summer"

ATB – With **Shotgun** engage knockdowns until down. Ground **Shotgun**. With **Rifle** triple tap the top target, single tap all other targets and then triple tap the top target again.

Ground **Rifle**. With **Pistols** repeat the rifle sequence Holster **Pistols**.