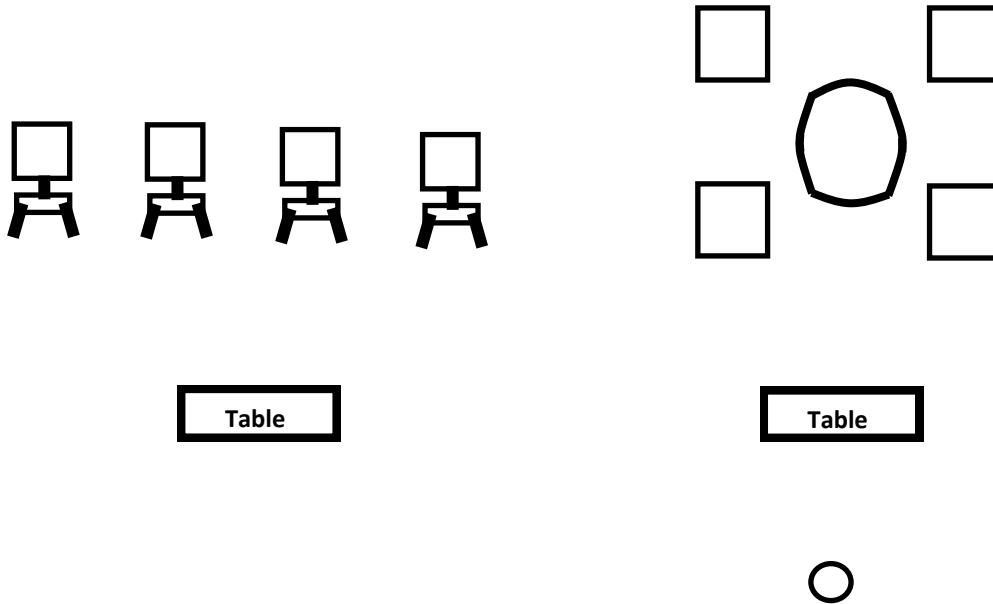


Targets, Stands, Tables

- 1 Steel Barrel
- 4 Squares
- 1 Start Plate
- 1 Mid Stand
- 2 Tall Stands
- 4 Knockdowns
- 2 Tables

# Stage 1 Bay A Jan 2024 WW/OTJ

## Beg, Borrow, or Steal Match



Round Count: 10 pistol, 10 rifle, 4+ shotgun.

Directions: Shooter standing with one foot on start plate. **Rifle** in hand.

**Pistols** holstered. **Shotgun** staged on left table.

Procedure: When shooter is ready state your line “Beg, Borrow or Steal”

ATB – With **Rifle**, engage the targets in a X pattern starting on any outside target: one on a square, 3 on barrel, one on the diagonal square. Repeat to complete the X pattern starting on any other outside target to complete the X. (1,3,1 and 1,3,1). Move to table and ground **Rifle**. With **Pistols** repeat **Rifle** instructions. Holster **Pistols**. Move to left table and shoot knockdowns until down, no order. Retrieve long guns and proceed to unloading table.

## Stage 2, Bay B Jan 2024 WW/OTJ

### Beg, Borrow or Steal Match

#### Targets, Stands, Tables

3 Barrels

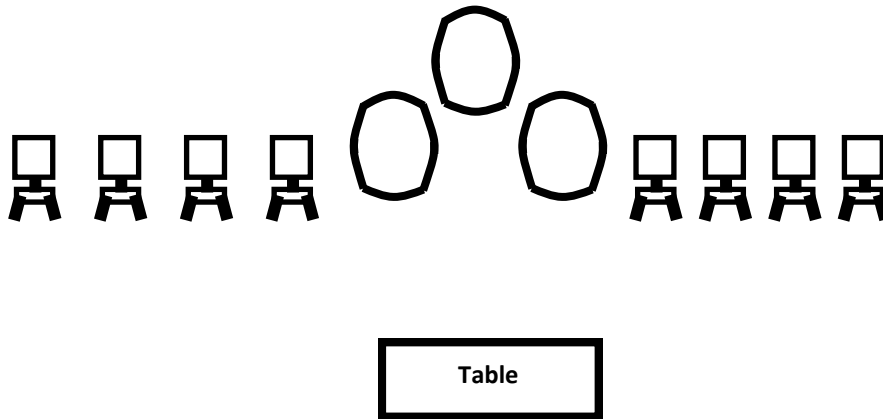
1 Mid Stand

2 Small Stands

1 Table

8 Knockdowns

1 Bag of "Gold"



Round Count: 10 pistol, 10 rifle, 4+ shotgun

Directions: Starting behind table holding the bag of gold in both hands. **Rifle** and **Shotgun** staged on the table.

Procedure: When shooter is ready state your line: "It's in the bag"

ATB – Shooter may start with **Rifle** or **Pistol**. Starting from either side, sweep the targets starting with one knockdown, then sweep barrels then shoot another knockdown. With remaining rounds Nevada sweep the barrels. Repeat instructions with other gun(s).

Ground **Rifle** and holster **Pistols** after each gun sequence is shot. With **Shotgun**, shoot all remaining knockdowns in any order until down. Retrieve long guns and proceed to the unloading table.

# Stage 3 Bay C Jan 2024 WW/OTJ

## Beg, Borrow or Steal Match

### Targets, Stands, Tables

- 1 Rectangle
- 2 Coffins
- 1 Tri-Stand with
- 3 Wood Posts (77",50",22")
- 6 Knockdowns
- 2 Tables



Round Count: 10 pistol, 10 rifle, 6+ shotgun.

Directions: Shooter standing behind right table with both hands on hips. **Shotgun** on right table. **Rifle** on left table. **Pistols** holstered.

Procedure: When shooter is ready, state your line: "He stole my wallet!"

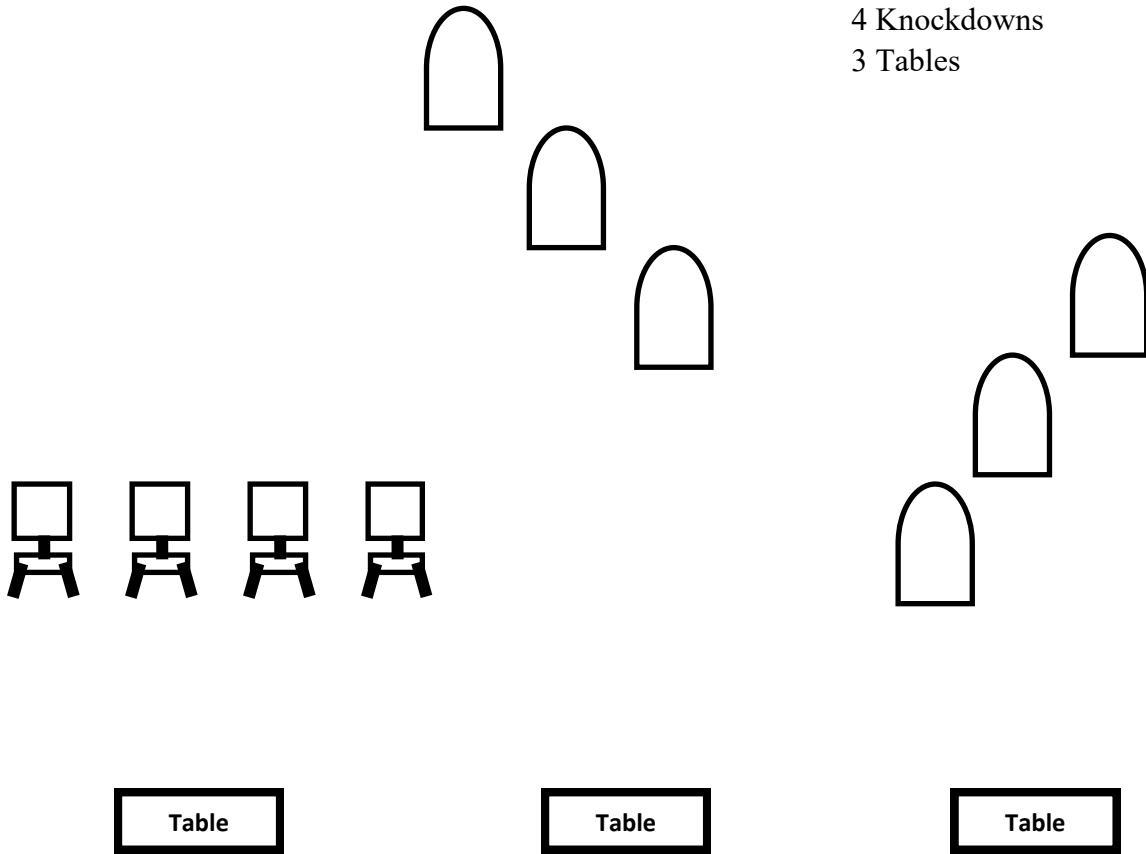
ATB – With **Shotgun** engage four knockdowns, with no make-ups yet. Ground **Shotgun** or you may carry it to left table and ground. With **Pistols** engage the top coffin with 1 round then put 9 on the rectangle. Holster **Pistols**. With **Rifle**, engage the rectangle with 9 rounds, then engage the lower coffin with 1 round. Ground **Rifle**. Return to right table and down remaining knockdowns, any order. Retrieve long guns and go to the unloading table.

# Stage 4 Bay D Jan 2024 WW/OTJ

## Beg, Borrow or Steal Match

### Targets, Stands, Tables

- 6 Tombstones
- 2 Tall Stands
- 2 Mid Stands
- 2 Short Stands
- 4 Knockdowns
- 3 Tables



Round Count: 10 pistol, 10 rifle, 4+ shotgun.

Directions: Shooter standing behind right table with both hands flat on table. **Rifle** on center table. **Shotgun** on left table. **Pistols** holstered.

Procedure: When shooter is ready state your line: "Not begging, I'm stealing"

ATB – Starting at right table with **Pistols**, engage targets from the left in a 2-3-2 sweep then single tap sweep the same targets from the left. Holster **Pistols**. Move to center table. With **Rifle**, repeat **Pistol** instructions. Ground **Rifle** (ok to take it with you and ground). Move to left table, then with **Shotgun**, shoot knockdowns until down, any order. Retrieve long guns and proceed to unloading table.

Targets, Stands, Tables

4 Rectangles

2 Bull's Butts

4 Mid Stands

2 Short Stands

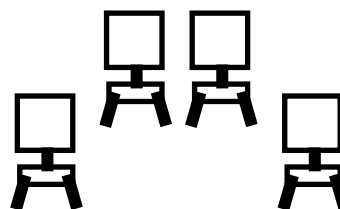
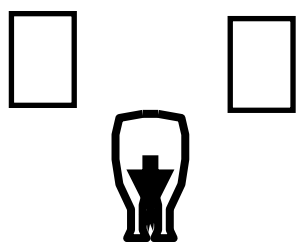
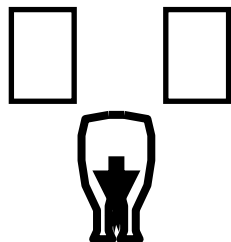
4 Knockdowns

3 Barrels & Table Tops

1 Small Bucket

# Stage 5 Bay E Jan 2024 WW/FL STATE MATCH 2019

## Beg Borrow or Steal Match



Round Count: 10 pistol, 10 rifle, 4+ shotgun.

Directions: Shooter standing behind right barrel holding a bucket in hand. **Shotgun** staged on right barrel. **Rifle** staged on center barrel. **Pistols** holstered.

Procedure: When shooter is ready state your line: "They stole our hot stove"

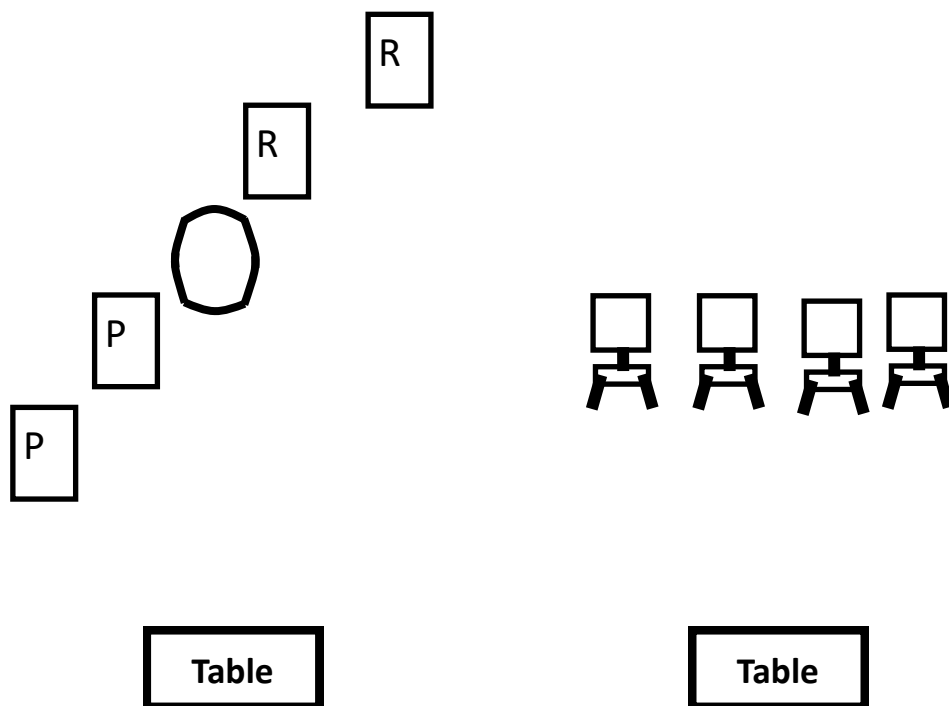
ATB – Drop bucket. With **Shotgun** shoot knockdowns until down, any order. Ground **Shotgun** move to center barrel. With **Rifle** triple tap the center target, then single tap sweep the 3 targets then quad tap the center target. Move to left barrel. With **Pistols** repeat **Rifle** instructions. Holster **Pistols** and retrieve long guns. Proceed to the unloading table.

# Stage 6 Bay F Jan 2024 WW/GA STATE 2022

## Targets, Stands, Tables

### Beg, Borrow or Steal Match

4 Rectangles  
1 Barrel  
5 Extended Mid Stands  
4 Knockdowns  
2 Tables



Round Count: 10 pistol, 10 rifle, 4+ shotgun.

Directions: Starting behind left table with **Rifle** at Cowboy port arms. **Pistols** stage on left table. **Shotgun** staged on right table.

Gun order: **Rifle, Shotgun, Pistols**

Procedure: When shooter is ready state your line: "Take the money and run!"

ATB – With **Rifle** double tap the two **Rifle** targets then single tap the center barrel target. Repeat. Ground **Rifle** or take it with you. Move to right table and with **Shotgun**, knockdown targets until down. Ground **Shotgun**. Move back to left table and with **Pistols** double tap the **Pistol** targets, then single tap the center barrel target and repeat. Holster **Pistols**, retrieve long guns and proceed to unloading table.