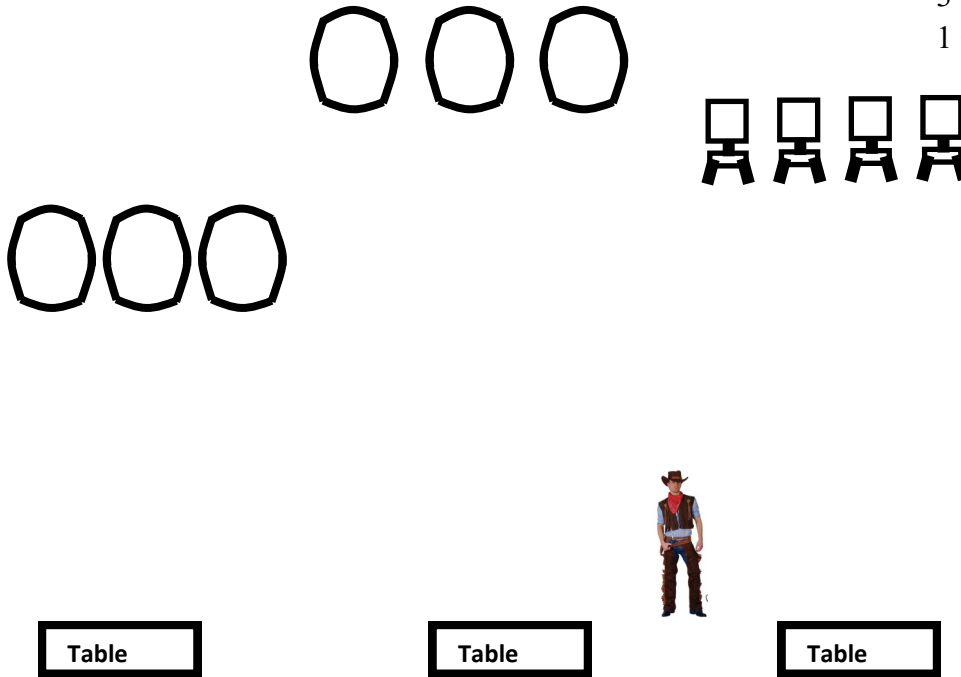


Stage 1, Bay A May 2023 DL

Hopalong Cassidy Match

Targets, Stands, Tables

- 6 Barrels
- 6 Stands
- 4 Shotgun knockdowns
- 3 Tables
- 1 Cowboy Prop



Round Count: 10 pistol, 10 rifle, 4+ shotgun.

Directions: Shooter may start behind any table with beer mug in both hands. **Pistols** staged on left table. **Rifle** staged on center table. **Shotgun** on far right table

Procedure: When shooter is ready state your line: “But Hoppy I am only drinking “Sasparilly”


ATB – Drop beer mug. Shooter may shoot in any order as long as **Rifle** is not last. With **Pistols** and **Rifle**, shoot a total of 20 rounds, with at least one shot on each target. Ground guns after shooting each. With **Shotgun**, at right of cowboy, shoot knockdown targets until down.

Stage 2 Bay B May 2023 DJ 2003

Hopalong Cassidy Match

Targets, Stands, Tables

- 3 Large Cowboys
- 2 Rectangles
- 5 Stands
- 1 Bonus Pig target
- 6 Shotgun Knockdowns
- 2 Tables
- 2 Saloon Girl Props



Round Count: 10 pistol, 10 rifle, 6+ shotgun.

Directions: Shooter standing with at least one foot on start plate, with **Rifle** in both hands; **Pistols** holstered. **Shotgun** on left table.

Procedure: When shooter is ready state your line “California, I think there’s gonna be trouble”

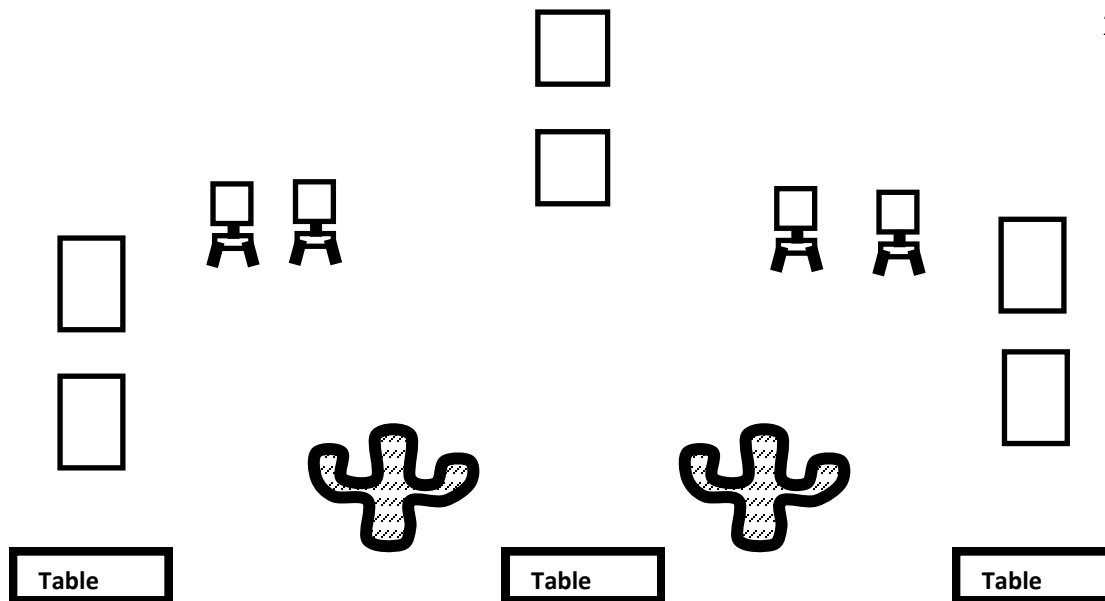
ATB – With **Rifle**, shoot left rifle target with 2 rounds, center target with 5 rounds, and right target with 2 rounds. With 10th round, you must attempt to hit the Piggy Bonus target. Miss doesn’t count, but hit is a 5 sec bonus. Advance to left table and ground **Rifle**. Pick up **Shotgun** and from between the table and the left Saloon Girl, shoot first two shotgun targets until down. Move to right of the left Saloon Girl and with **Shotgun**, shoot second two knockdowns until down. Then move to right of the right Saloon Girl and shoot the last two knockdowns until down. Move to right table, ground **Shotgun**. With **Pistols**, shoot left rectangle with five rounds then shoot right rectangle with five rounds. Holster **Pistols**.

Stage 3 Bay C May 2023 2018 FSC

Hopalong Cassidy Match

Targets, Stands, Tables

- 4 Rectangles
- 2 Squares
- 3 Tall Stands
- 4 Knockdowns
- 3 Tables
- 2 Cactus Props



Round Count: 10 pistol, 10 rifle, 4+ shotgun.

Directions: Shooter standing behind left or right table. Both hands on hat. **Shotgun** staged on table in front of shooter. **Rifle** staged on center table. **Pistols** holstered.

Procedure: When shooter is ready, state your line: "Johnny, you look like the tail end of a long winter"

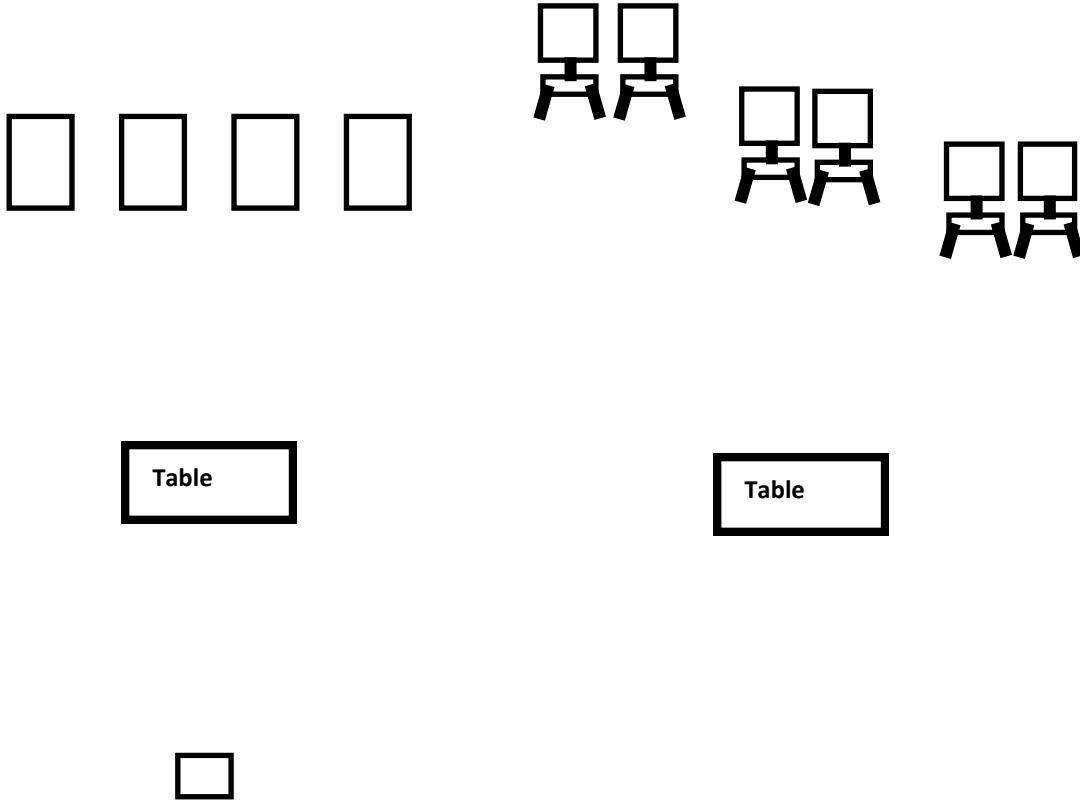
ATB – With **Shotgun**, shooting outside of cactus, shoot the first two knockdowns until down. Move to outside of the other cactus, and shoot the second pair of knockdowns until down. Move to center table, ground **Shotgun**. With **Rifle**, starting on either target, shoot 2 rounds on the first target, then three rounds on the second target, then five rounds on the first target. Ground **Rifle**. Move to table of choice and with **Pistols**, repeat the **Rifle** sequence. Holster Pistols. **NOTE:** You will only shoot two **Pistol** targets, either the ones on the left, or the ones on the right.

Stage 4 Bay D May 2023 MM

Hopalong Cassidy Match

Targets, Stands, Tables

- 4 Rectangles
- 4 Short Stands
- 6 Knockdowns
- 2 Tables
- 1 Start Plate



Round Count: 10 pistol, 10 rifle, 6+ shotgun.

Directions: Shooter standing with at least one foot on start plate. **Rifle** at port arms. **Shotgun** staged on right table, **Pistols** holstered.

Procedure: When shooter is ready state your line: “Just leave it to me, Hoppy”

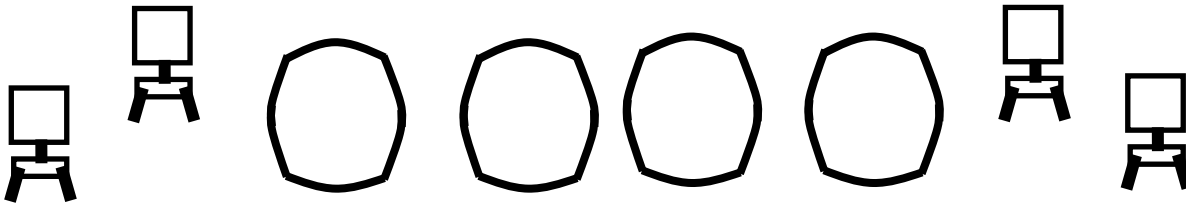
ATB – With **Rifle** engage targets with a continuous Nevada sweep from either direction. Move to either table and ground **Rifle**. With **Shotgun** engage all knockdowns until down. Ground **Shotgun** on either table. From left table with **Pistols** repeat the **Rifle** sequence. Holster **Pistols**.

Stage 5 Bay E May 2023 SCSM 23

Hopalong Cassidy Match

Targets, Stands, Tables

- 4 Bull's Butts
- 4 Barrels
- 4 Short Stands
- 4 Mid Stands
- 4 Knockdowns
- 1 Large Table



Round Count: 10 pistol, 10 rifle, 4+ shotgun.

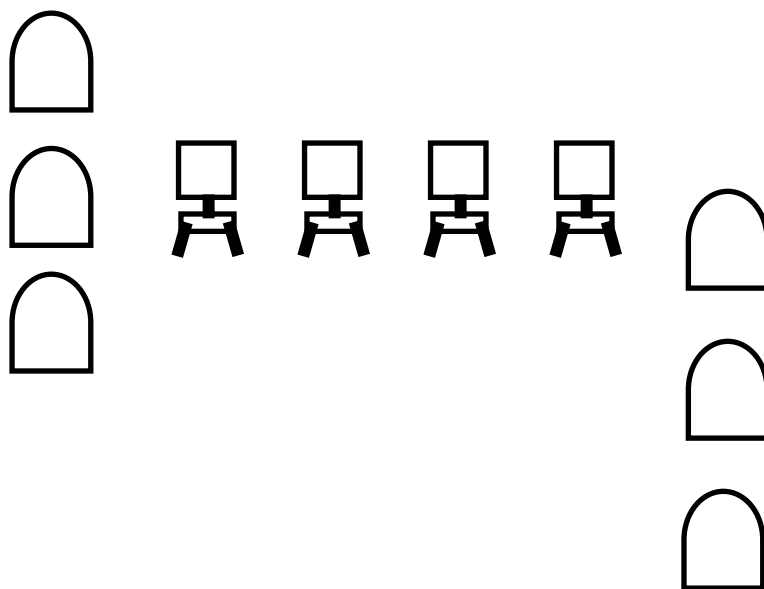
Directions: Shooter standing behind table with **Rifle** in hand. **Shotgun** on table. **Pistols** holstered.

Procedure: When shooter is ready state your line: "That's just what I was afraid of Johnny"

ATB – With **Rifle**, double tap bull's butts 1, 2, 3, then single tap sweep from opposite end: 4,3,2,1 (Gator Tooth Sweep from SC State Match) Ground **Rifle**. With **Pistols**, repeat **Rifle** Sequence. Holster **Pistols**. With **Shotgun**, knock them all down. Note: With **Rifle** and **Pistol** you may start from either end as long as you start on the opposite end with your single tap sweep

Stage 6 Bay F May 2023 MM

Hopalong Cassidy Match



Targets, Stands, Tables

- 2 New Target Stands
- 2 Short Boards
- 2 Mid Boards
- 2 Tall Boards
- 6 Tombstones
- 4 Knockdowns
- 2 Tables

Round Count: 10 pistol, 10 rifle, 4+ shotgun.

Directions: **Shotgun** and **Rifle** staged on left table. **Pistols** staged on right table
Shooter standing at left table with back to targets and arms folded.

Procedure: When shooter is ready state your line: “Well, your back isn’t turned now!”

ATB – With **Rifle** from behind left table engage the **Rifle** targets with at least 3 rounds each. Ground **Rifle** on left table . With **Shotgun**, from anywhere between the two tables engage the 4 knockdowns until down. Ground **Shotgun** on right table. With **Pistols**, repeat the **Rifle** sequence. Holster **Pistols**.