

Master Setup Sheet

June 2025 Match

Set up Stages 1, 2, 3 BAY E

5 Rectangles

5 Tombstones

4 Tall Stands

2 Mid Stands

2 Short Stands

4 Short Shotgun Knockdowns

4 Tall Shotgun Knockdowns

(For Rifle/Pistols)

1 Wide Table

Set up Stages 4, 5, 6 BAY F

8 Barrels

2 Barns

5 Tall Stands

5 Short Stands

4 Shotgun Knockdowns

1 Table

Setup Notes:

Rifle 7 to 10 yds

Shotgun 6 to 8 yds

Pistols 5 to 6 yds

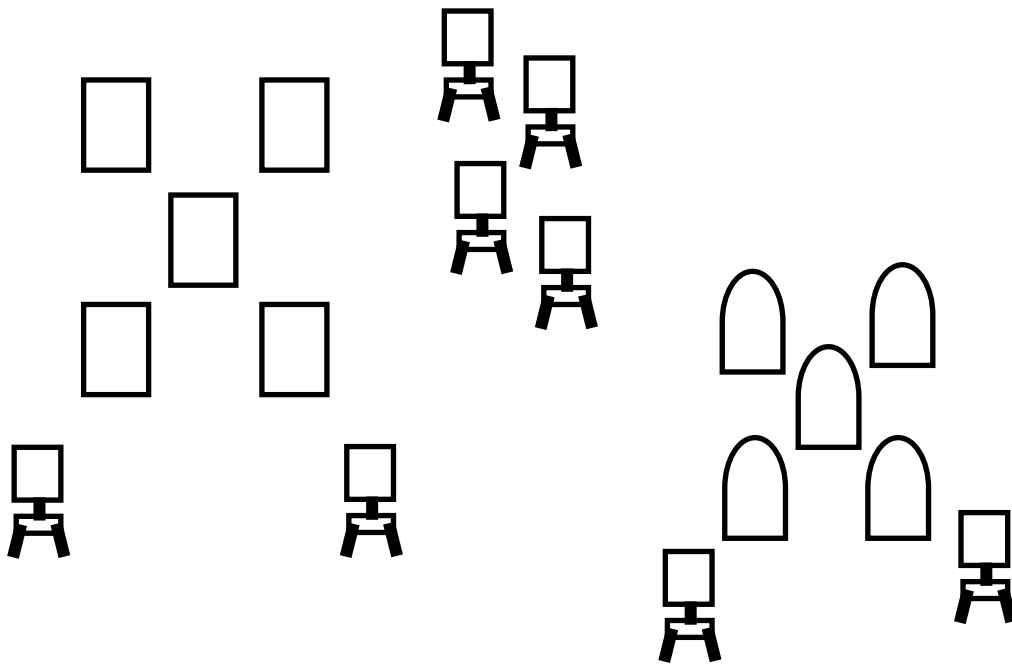
Angle Outside Targets
toward Center to avoid back
spatter

Stage 1 Bay E June 2025 MM

Summer is Here Match

Targets, Stands, Tables

5 Tombstones
5 Rectangles
4 Tall Stands
2 Mid Stands
4 Short Knockdowns
4 Tall Knockdowns
(Rifle/Pistol)
1 Wide Table



Table

Round Count: 10 Pistol, 10 Rifle , 4+ Shotgun

Directions: Shooter standing at table where **Rifle** and **Shotgun** are staged with both hands flat on table. **Pistols** holstered.

Procedure: When shooter is ready state your line: "Summer is here!"

Gun Order: Shooters choice **Rifle** not last

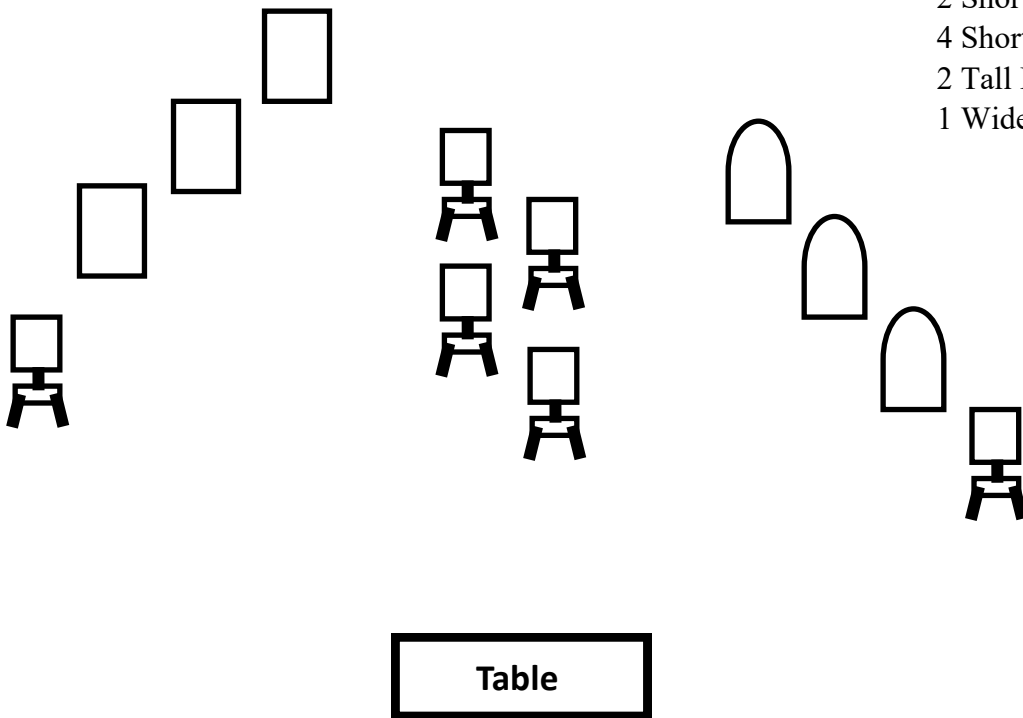
ATB: With **Rifle** on left target set engage two knockdowns and all 5 static targets at least once. Extra rounds on any static target. Ground **Rifle**. With **Pistols** repeat the rifle sequence on right target set. Holster **Pistols**. With **Shotgun** engage center knockdowns until down then if necessary clean up any standing rifle and/or pistol knockdowns. Retrieve all guns and proceed to unloading table.

Stage 2 Bay E June 2025 MM

Summer is Here Match

Targets, Stands, Tables

3 Rectangles
3 Tombstones
2 Tall Stands
2 Mid Stands
2 Short Stands
4 Short Shotgun Knockdowns
2 Tall Knockdowns
1 Wide Table



Round Count: 10 Pistol, 10 Rifle , 4+ Shotgun

Directions: Shooter standing at table at “parade rest” (feet shoulder width apart and hands clasped behind back) **Rifle** and **Shotgun** are staged on table. **Pistols** holstered.

Procedure: When shooter is ready state your line: “No rain!”

Gun Order: **Shotgun, Rifle, Pistol**

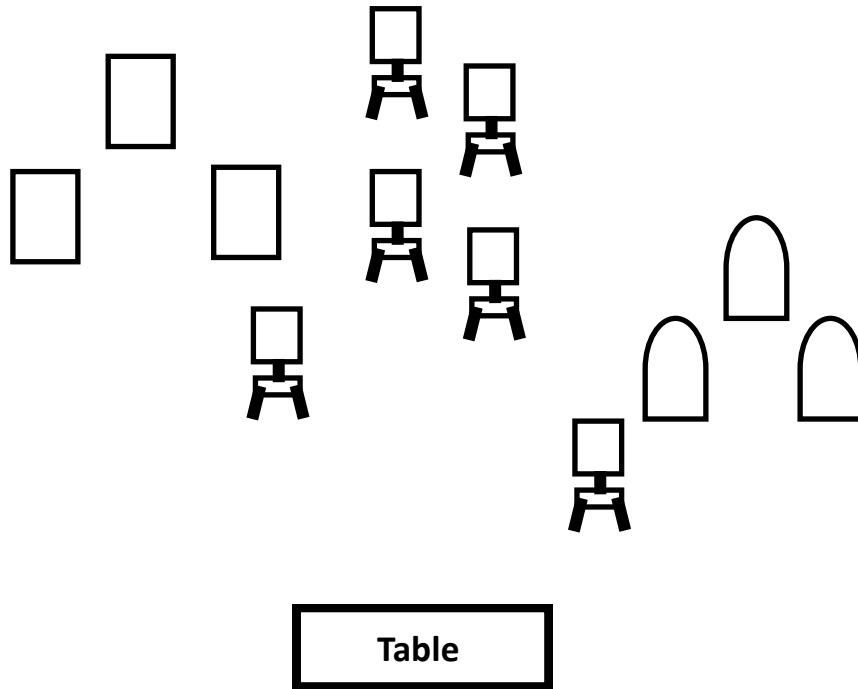
ATB: With **Shotgun** engage center knockdowns until down. Ground **Shotgun**. With **Rifle** on left target set shoot a Lawrence Welk Sweep from bottom to top starting on the knockdown. Ground **Rifle**. With **Pistols** repeat the rifle sequence of right target set. Holster **Pistols**. If necessary clean up any standing rifle and/or pistol knockdowns with **Shotgun**. Retrieve all guns and proceed to unloading table.

Stage 3 Bay E June 2025 MM

Summer is Here Match

Targets, Stands, Tables

3 Rectangles 3 Tombstones
2 Mid Stands
4 Short Stands
2 Tall Shotgun Knockdowns
4 Short Shotgun Knockdowns
1 Wide Table



Round Count: 10 Pistol, 10 Rifle , 6+ Shotgun

Directions: Shooter standing with back to table where **Rifle**, **Shotgun** and **Pistols** are all staged.

Procedure: When shooter is ready state your line: "No hurricanes, please."

Gun Order: **Pistol**, **Rifle**, **Shotgun**

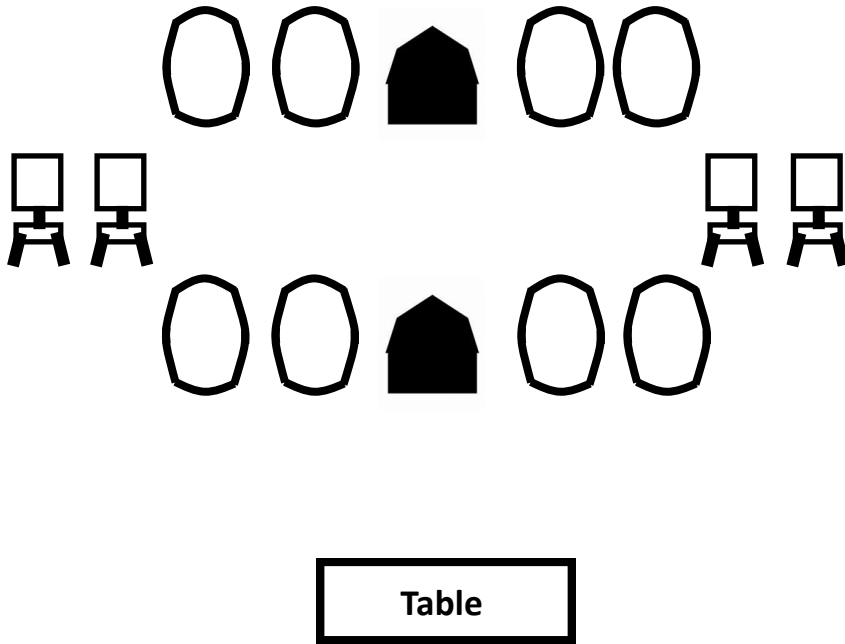
ATB: With **Pistols** on right static targets shoot an upside down U shaped triple tap sweep from left to right, then engage top target again with single tap. Ground or Holster **Pistols**. With **Rifle** repeat the pistol sequence on the left static targets. Ground **Rifle**. With **Shotgun** engage all standing knockdowns until down in any order. Ground **Shotgun**. Retrieve all guns and proceed to unloading table.

Stage 4 Bay F June 2025 MM

Summer is Here Match

Targets, Stands, Tables

8 Barrels
2 Barns
5 Tall Stands
5 Short Stands
4 Shotgun Knockdowns
1 Table
1 Coffee Pot Prop



Round Count: 10 Pistol, 10 Rifle , 6+ Shotgun

Directions: Shooter standing at table where **Rifle** and **Shotgun** are staged holding the coffeepot in both hands. **Pistols** are holstered.

Procedure: When shooter is ready state your line: "It's too dadgum hot for coffee"

Gun Order: **Pistol, Rifle, Shotgun**

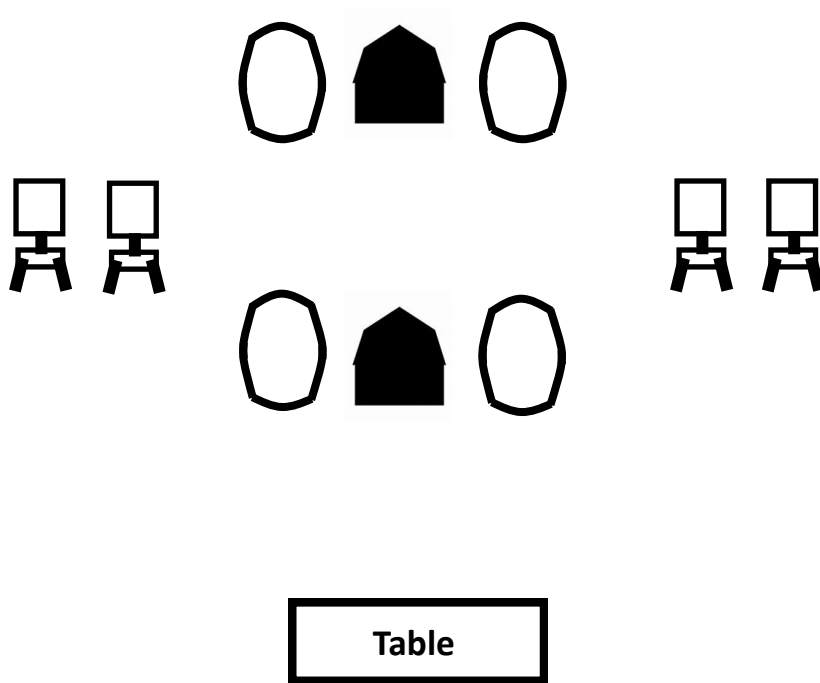
ATB: With **Pistols** on close barrels alternate for 4 rounds on one set then double tap the center barn then alternate for 4 rounds on the other close set. Holster **Pistols**. With **Rifle** repeat the pistol sequence on far barrels/barn. Ground **Rifle**. With **Shotgun** engage knockdowns until down. Ground **Shotgun**. Retrieve all guns and proceed to unloading table.

Stage 5 Bay F June 2025_{MM}

Summer is Here Match

Targets, Stands, Tables

4 Barrels
2 Barns
3 Tall Stands
3 Short Stands
4 Knockdowns
1 Table



Round Count: 10 Pistol, 10 Rifle , 4+ Shotgun

Directions: Shooter standing with hands on pistols at table where **Rifle** and **Shotgun** are staged on table and **Pistols** are holstered.

Procedure: When shooter is ready state your line: "Some cloud cover would be nice"

Gun Order: **Pistol, Rifle, Shotgun**

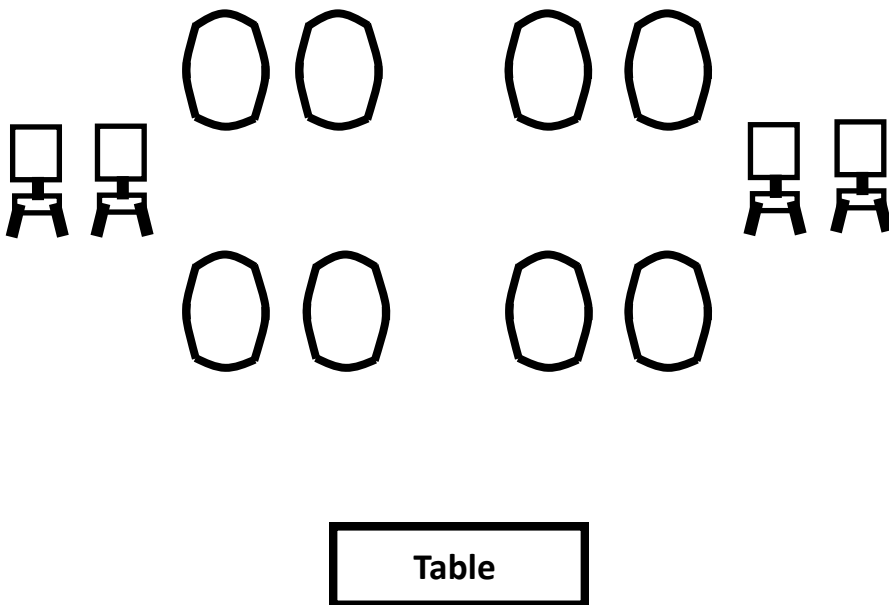
ATB: With **Pistols** engage near targets in a "double tap the barn" Nevada sweep starting on either end. Holster **Pistols**. With **Rifle** repeat the pistol sequence on the far targets. Ground **Rifle**. With **Shotgun** engage all knockdowns until down. Ground **Shotgun**. Retrieve all guns and proceed to unloading table.

Stage 6 Bay F June 2025 MM

Summer is Here Match

Targets, Stands, Tables

8 Barrels
4 Tall Stands
4 Short Stands
4 Shotgun Knockdowns
1 Table



Round Count: 10 Pistol, 10 Rifle , 6+ Shotgun

Directions: Shooter standing with **Rifle** in hand **Shotgun** staged on table and **Pistols** are holstered.

Procedure: When shooter is ready state your line: “A cool breeze would be great”

Gun Order: **Rifle, Shotgun, Pistol**

ATB: With **Rifle** triple tap outside far targets and double tap inside far targets. Ground **Rifle**. With **Shotgun** engage all knockdowns until down. Ground **Shotgun**. With **Pistols** repeat rifle sequence on near targets. Holster **Pistols**. Retrieve all guns and proceed to unloading table.