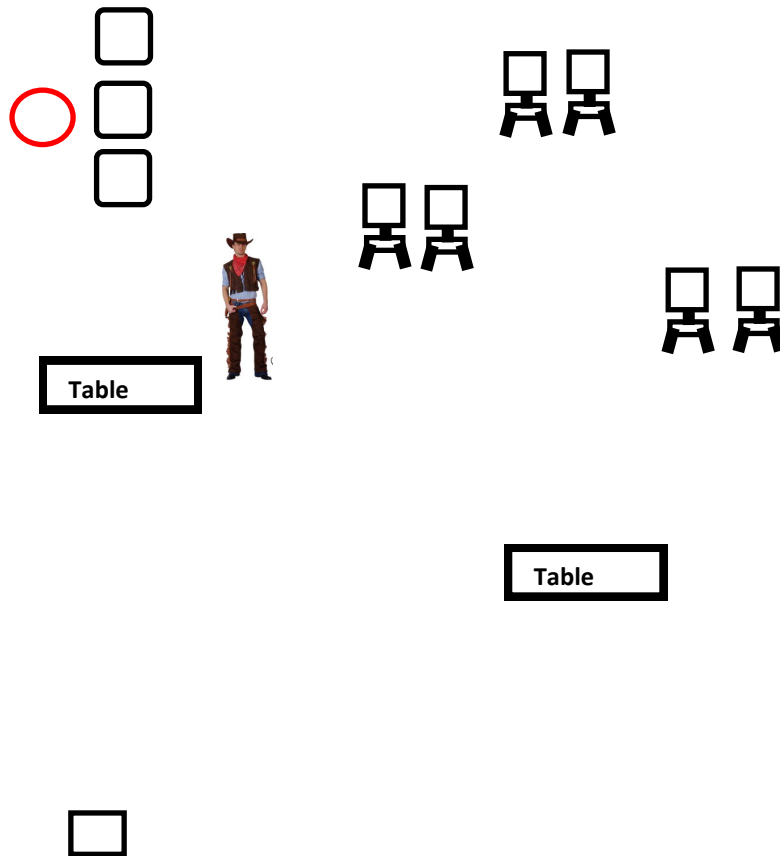


Stage 1, Bay A April 2023 ^{MM}

Pony Express “Birthday Match”



Targets, Stands, Tables

- 1 Tall Stands
- 1 Mid Stand
- 3 Squares
- 1 Largest Circle Paint **RED**
- 6 Knockdowns
- 2 Tables
- 1 Start Plate
- 1 Cowboy Prop

Setup Notes:

Distances:

TBD at setup

Pistol Targets
close

Round Count: 10 pistol, 10 rifle, 6+ shotgun.

Directions: **Shotgun** staged on right table. . **Pistols** holstered. Shooter standing with one foot on the start plate and **Rifle** held at ready

Procedure: When shooter is ready state your line: “Shootin’ for the Pony Express!”

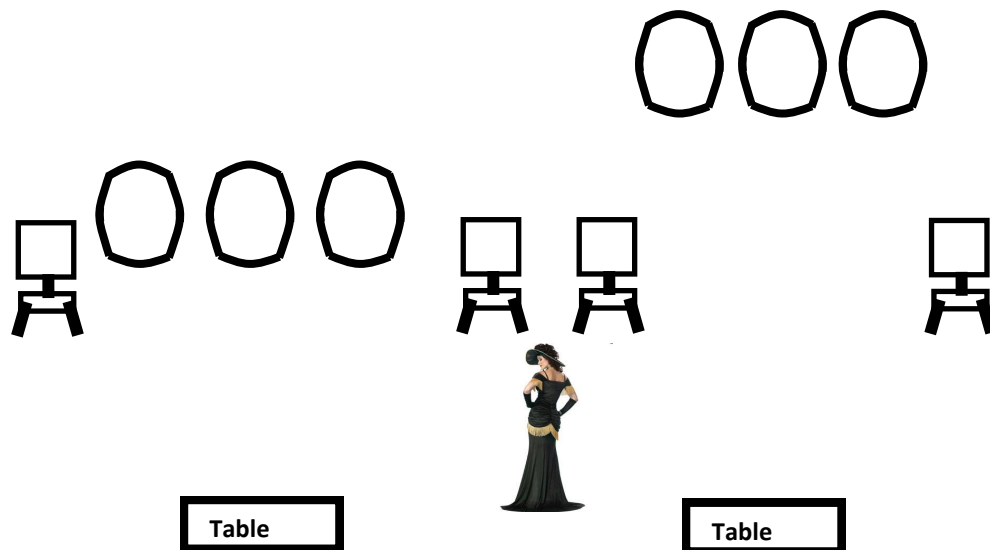
ATB – With **Rifle** double tap red circle then sweep 3 vertical targets twice and then double tap the red circle again. Move to right table and ground **Rifle**. With **Shotgun** engage targets in pairs until down; both targets must fall before moving to the next pair. Ground **Shotgun**. Move to the left table and with **Pistols** from left of the cowboy, repeat the rifle sequence. Holster **Pistols**.

Stage 2 Bay B April 2023 ww

Pony Express “Birthday Match”

Targets, Stands, Tables

- 6 Barrels
- 3 Mid Stands
- 3 Tall Stands
- 4 Knockdowns
- 2 Tables
- 1 Saloon Girl Prop



Setup Notes:

- Distances TBD
- At Setup
- Pistol Targets Close

Round Count: 10 pistol, 10 rifle, 4+ shotgun.

Directions: Shooter standing behind table of choice with hands on hat. **Shotgun** staged on table in front of shooter. **Rifle** staged on right table. **Pistols** holstered.

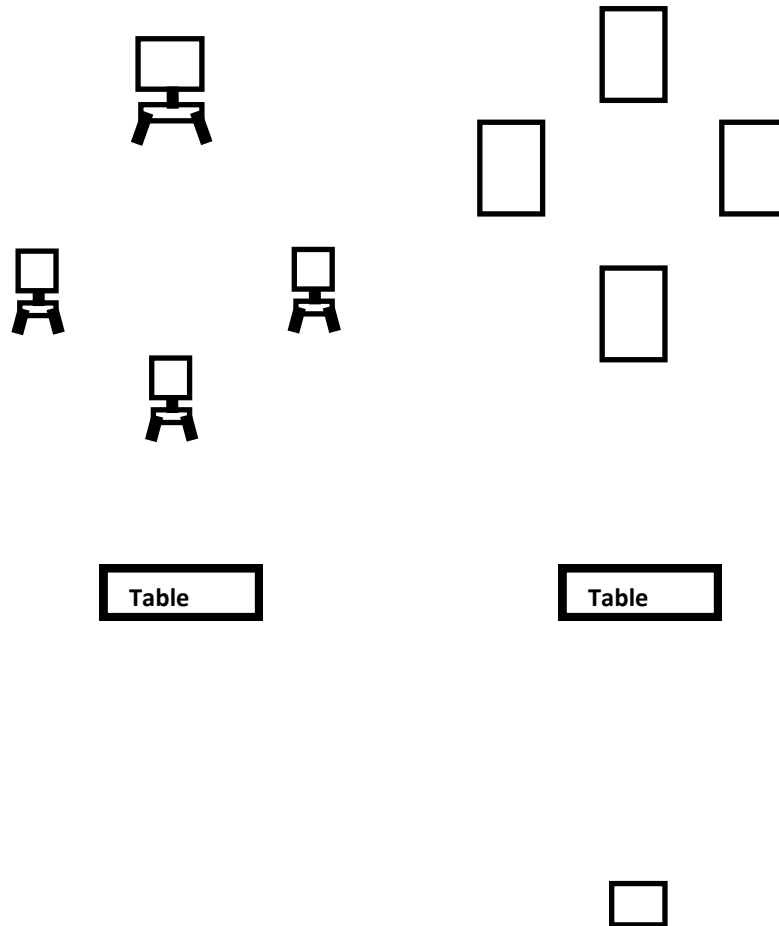
Procedure: When shooter is ready state your line: “Shootin’ for Cowford too”

ATB – If starting at left table: With **Pistols** shoot the three targets with two Individual Nevada sweeps. Holster **Pistols**. With **Shotgun**, down the two targets left of saloon girl. Take **Shotgun** with you to right table and ground. With **Rifle** repeat **Pistol** sequence. Ground **Rifle**. With **Shotgun** shoot knockdowns right of saloon girl.

If starting at right table: With **Shotgun** shoot knockdowns right of saloon girl. Ground **Shotgun**. With **Rifle** shoot targets with two individual Nevada sweeps. Ground **Rifle**. Take **Shotgun** to left table and ground. With **Pistols** repeat **Rifle** sequence. Holster **Pistols**. With **Shotgun**, knock down the targets left of the saloon girl.

Stage 3 Bay C April 2023 DL

Pony Express “Birthday Match”



Targets, Stands, Tables

- 4 Rectangles
- 1 Tall Stand
- 2 Mid Stands
- 1 Short Stand
- 1 25" Knockdown
- 3 15" Knockdowns
- 1 Start Plate
- 2 Tables

Setup Notes:

- Distances TBD
- At Setup
- Pistol Targets Close

Round Count: 10 pistol, 10 rifle, 4+ shotgun.

Directions: Shooter standing with at least one foot on start plate. **Rifle** in both hands. **Shotgun** staged on left table **Pistols** holstered.

Procedure: When shooter is ready state your line: “Happy Birthday Cowford!”

ATB – With **Rifle** engage vertical targets for a total of five rounds, then engage horizontal targets for a total of five rounds. Move to right table ground **Rifle**. With **Pistols**, repeat **Rifle** sequence. Stage or holster **Pistols**. Move to left table. With **Shotgun**, engage farther large knockdown target and then the closest shotgun target. Once both are down, engage the remaining two knockdowns in any order.

Stage 4 Bay D April 2023 so

Pony Express “Birthday Match”

Targets, Stands, Tables

- 4 Rectangles
- 4 Mid Stand
- 4 Knockdowns
- 1 Large Table

Setup Notes:

Distances:
TBD at setup
Pistol Targets
close



Round Count: 10 pistol, 10 rifle, 4+ shotgun.

Directions: Shooter standing behind large table with a candle in each hand.

All guns on the table.

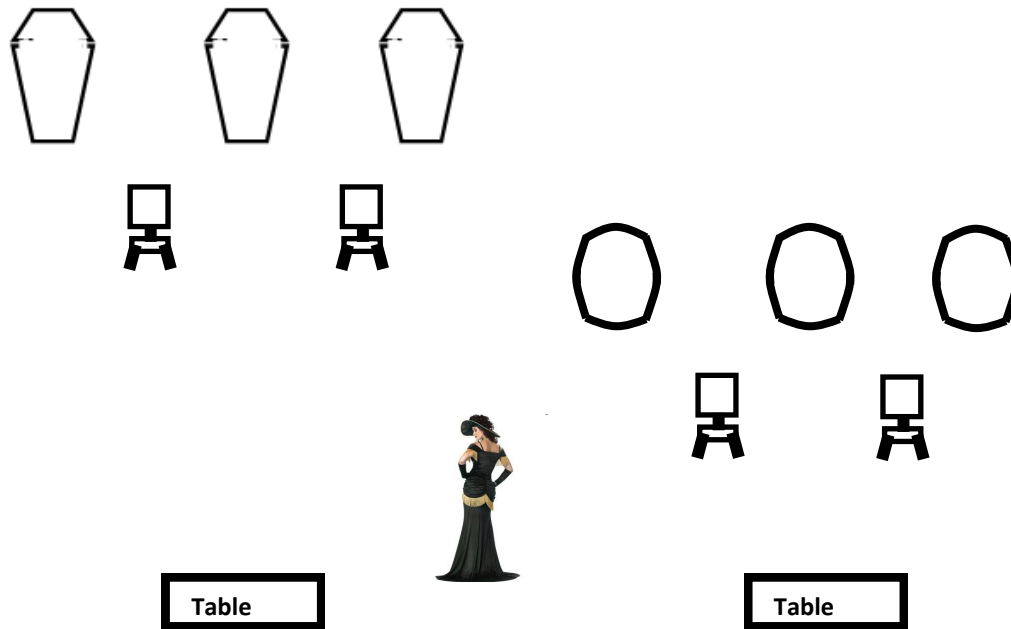
Procedure: When shooter is ready state your line: “Pony Express, rain, sleet or snow!”

ATB – Place candles on table and with **Shotgun** shoot knockdowns in any order.

With **Rifle** shoot rectangles in a sweep as follows: numbers indicate target number from left to right (1-2-3-4-2-3-4-3-4-4). With **Pistols** repeat **Rifle** sequence.

Stage 5 Bay E April 2023 DL/GSM

Pony Express “Birthday Match”



Targets, Stands, Tables

- 3 Coffins
- 3 Barrels
- 6 Mid Stands
- 4 Knockdowns
- 2 Tables
- 1 Saloon Girl

Setup Notes:

- Distances:
TBD at setup
- Pistol Targets
close

Round Count: 10 pistol, 10 rifle, 4+ shotgun.

Directions: Shooter standing behind left table waving hands in air. **Rifle and Shotgun** on left table. **Pistols** holstered.

Procedure: When shooter is ready state your line: “Cowford 26 years young”

ATB – With **Rifle**, shoot center target with 4 rounds then shoot 3 rounds on each outside target. Ground Rifle. With **Shotgun** shoot the knockdowns in front of the coffins, then take **Shotgun** with you. Move toward right table. With **Shotgun** shoot knockdowns in front of barrels. (you must be somewhere between the right side of the saloon girl and/or behind right table. With **Pistols**, behind table, shoot pistol targets repeating **Rifle** sequence.

Stage 6 Bay F April 2023 MM

Pony Express Birthday Match

Targets, Stands, Tables

3 Rectangles

3 Squares

3 Mid Stands

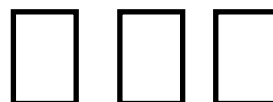
3 Short Stands

6 Knockdowns

2 Tables

1 Cowboy Prop

1 Saloon Girl



Setup Notes:

Distances TBD

At Setup

Pistols Targets Close



Round Count: 10 pistol, 10 rifle, 6+ shotgun.

Directions: **Shotgun** and **Rifle** staged on left table. . **Pistols** holstered. Shooter standing at left table holding hat chest high.

Procedure: When shooter is ready state your line: "Pony Express started in 1860!"

ATB – With **Rifle** starting in the middle rifle target, shoot a continuous pendulum sweep in either direction. Ground **Rifle**. With **Shotgun** from anywhere between the saloon girl and the cowboy, shoot knockdowns until down. Take **Shotgun** to right table and ground. With **Pistols**, repeat **Rifle** sequence. Holster.