

Master Set Up Sheet

Mar 2025 match

Set up 1& 2

BAY D

5 Rectangles
5 Short Stands
4 Knockdowns
2 Tables
Horse Shoes and
Pin

Set up 3 & 4

BAY E

4 Tombstones
1 Tall Stand
2 Mid Stands
4 Knockdowns
1 Table

Set up 5 & 6 BAY F

3 Gunslingers
1 Marshal
3 Tall Stands
4 Knockdowns
1 Table
2 White Barrels
1 Steer Head with Stand
Lariat
1 Start Plate

Stage 1 Bay D Mar 2025 ww

Cowford Birthday Fun Match

Targets, Stands, Tables

5 Rectangles

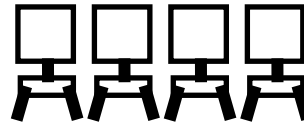
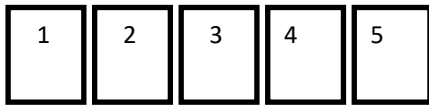
5 Short Stands

4 Shotgun Knockdowns

2 Tables

1 Start Plate

Horseshoes & Pin



Round Count: , 10 pistol, 10 rifle, 4+ shotgun,

Off the clock directions: Shooter standing with one foot on start plate with one horse shoe in throwing hand. Other horse shoe in off hand. If ringer made with first shoe you may drop second horse shoe behind start plate or take it with you to left table and drop beside table. Shooter has two chances to “ring” the pin. 10 sec bonus if ringer made with first or second horseshoe.

On the clock directions: **Rifle** is on left table. **Shotgun** is staged on right table. **Pistols** holstered. After one or both horseshoes are thrown, shooter moves to left table and places both hands flat on table.

Procedure: When shooter is ready state your line: “Git a Ringer for our Birthday!”

Gun Order: **Rifle, Pistols, Shotgun**

ATB – With **Rifle** engage targets in a Cowford Vaquero Sweep (1-1-5-5-2-3-4-2-3-4). Stage **Rifle** With **Pistols**, repeat **Rifle** instructions. Holster **Pistols**. Move to right table and with **Shotgun** , down all targets until down, any order. Retrieve guns and proceed to unloading table.

Stage 2 Bay D Mar 2025 ww

Cowford Birthday Fun Match

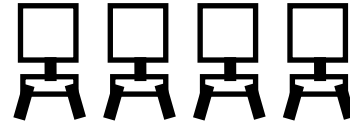
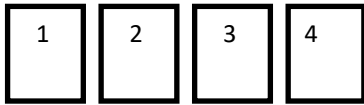
Targets, Stands, Tables

4 Rectangles

4 Short Stands

4 Knockdowns

2 Tables



Round Count: 10 pistol, 10 rifle, 4+ shotgun.

Directions: Shooter standing at right table with **Shotgun** in hand. **Rifle** on left table. **Pistols** holstered

Procedure: When shooter is ready state your line: “Cowford’s lookin’ good for it’s age”

Gun Order: **Shotgun, Rifle, Pistols**

ATB: With **Shotgun**, knock down all targets in any order. Ground **Shotgun** on right table. Move to left table. With **Rifle** shoot rectangles from the left in a Willy Whiskers Sweep (1-1-2-2-3-3-1-2-3-4). Ground **Rifle**. With **Pistols**, repeat **Rifle** instructions on rectangles. Holster **Pistols**. Retrieve all guns and proceed to unloading table.

Stage 3 Bay E Mar 2025 WW/DL

Cowford Birthday Fun Match

Targets, Stands, Tables


4 Tombstones

1 Tall Stand

2 Mid Stands

4 Knockdowns

1 Table



Table

Round Count: 10 pistol, 10 rifle, 4+ shotgun.

Directions: Shooter standing behind table with hands in low surrender. **Rifle** and **Shotgun** staged on the table. **Pistols** holstered.

Gun order: **Rifle** not last

Procedure: When shooter is ready state your line: "Happy Birthday to Us!"

ATB: **Rifle**: Triple tap upper three targets. Then single tap the bottom. Ground **Rifle**.

Pistols: Same order as **Rifle**. Holster Pistols.

Shotgun: Shoot knockdowns until down, any order.

Retrieve all guns and proceed to the unloading table.

Stage 4 Bay E Mar 2025 WW/DL

Cowford Birthday Fun Match

Targets, Stands, Tables


4 Tombstones

1 Tall Stand

2 Mid Stands

4 Knockdowns

1 Table



Round Count: 10 pistol, 10 rifle, 4+ shotgun

On the Clock: **Shotgun** and **Rifle** staged on table. **Pistols** holstered.

Gun Order: **Shotgun** last

Procedure: When shooter is ready state your line: "Potluck and cupcakes here I come!"

ATB – With **Rifle** and **Pistols** engage the 4 static targets with 5 rounds each in any order. (Round count)
Ground **Rifle** and Holster **Pistols**. With **Shotgun** engage knockdowns on one side until down. Then,
repeat on the other side. Ground **Shotgun**.


Retrieve all guns and proceed to unloading table.

Stage 5 Bay F Feb 2025 WW/DL

Cowford Birthday Fun Match

Targets, Stands, Tables

- 1 Marshal painted red
- 3 Gunslingers painted blue
- 3 Tall Stands
- 4 Knockdowns
- 1 Table
- 2 White Barrels
- 1 Steer Head and Stand
- 1 Lariat



Round Count: 10 pistol, 10 rifle, 6+ shotgun.

Off the Clock Directions: Shooter standing between white barrels with Lariat in hand. Toss Lariat onto steer horns. A loop is a 10 sec bonus.

On the Clock Directions: **Shotgun** and **Rifle** staged on table. **Pistols** holstered.

Gun Order: **Rifle** not last

Procedure: When shooter is ready state your line: “ Rope ‘um, throw ‘um, brand ‘um”

ATB – Move to table. Gun order shooters choice, **Rifle** not last.

With **Rifle**, double tap gunslingers then quadruple tap marshal. Ground **Rifle**

Pistols: Same as **Rifle**. Holster.

Shotgun: Engage from left or right until down. Must make up as you go. Ground **Shotgun**.

Retrieve all guns and proceed to unloading table.

Stage 6, Bay F Mar 2025 ww

Cowford Birthday Fun Match

Targets, Stands, Tables


1 Marshal

3 Gunslingers

3 Tall stands

4 Shotgun Knockdowns

1 Large Table



Table

Round Count: 10 Pistol, 10 Rifle, 4+ Shotgun

Directions: All guns staged on table.

Gun Order: **Rifle, Pistols, Shotgun**

When shooter is ready state your line: "Let's have our picnic."

ATB: With **Rifle** then **Pistols**, alternate between the marshal and the gunslinger in a Nevada sweep manner starting from either end (M-G1-M-G2-M-G3-M-G2-M-G1) Ground **Rifle**. Ground or holster **Pistols**. With **Shotgun** down outer targets then inner targets. Must make up immediately. Ground **Shotgun**.

Retrieve all guns and proceed to unloading table.