

Master Set Up Sheet

Jan 2025 match

Set up 1& 2

BAY D

3 Rectangles
2 Short Stands
1 Mid Stand
1 Start Plate
8 Knockdowns
2 Tables

Set up 3 & 4

BAY E

3 Gunslingers
3 Marshals
3 Short Stands
3 Tall Stands
4 Knockdowns
2 Tables

Set up 5 & 6 BAY F

1 Plate rack
4 Barns
1 Mid Stand
3 Short Stands
4 Knockdowns
3 Tables

Stage 1 Bay D Jan 2025 MM

New Year Match

Targets, Stands, Tables

3 Rectangles

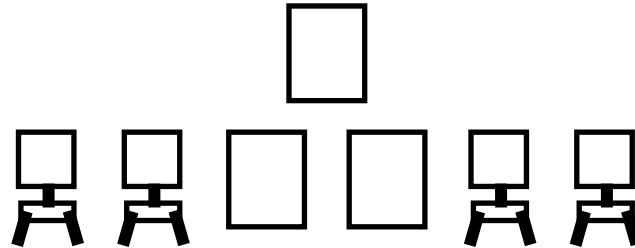
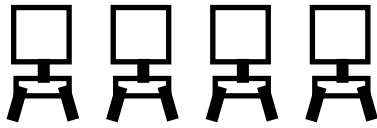
1 Start Plate

2 Short Stands

1 Mid Stand

8 Shotgun Knockdowns

2 Tables



Round Count: 10 pistol, 10 rifle, 8+ shotgun.

Directions: Shooter starts standing at start plate with at least one foot touching plate, with **Rifle** in hand. **Shotgun** staged on right table; **Pistols** holstered

Gun Order: **Rifle, Pistols, Shotgun**

Procedure: When shooter is ready state your line: "Happy New Year"

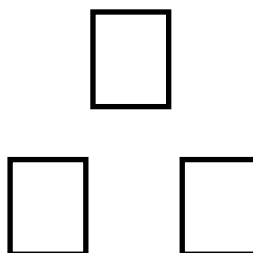
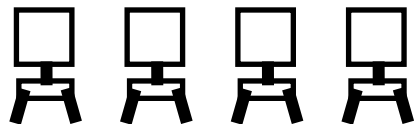
ATB – With **Rifle**, engage 2 knockdowns and single tap 3 static targets in any order. Repeat using other two knockdowns. Move to right table and ground **Rifle**. With **Pistols** engage 2 outer static targets with 5 round each. Holster **Pistols**. With **Shotgun** engage remaining "Rifle" knockdowns if any still standing, from behind right table. Then, move towards left table and engage the 4 knockdowns in any order. Last 2 shots must be fired from behind left table. Ground **Shotgun**. Proceed to unloading table with retrieved guns.

Stage 2 Bay D Jan 2025 MM

New Year Match

Targets, Stands, Tables

- 3 Rectangles
- 1 Start Plate
- 1 Mid Stand
- 2 Short Stands
- 4 Knockdowns
- 2 Tables



Round Count: 10 pistol, 10 rifle, 4+ shotgun.

Directions: Shooter starts standing with one foot on start plate. **Rifle** butt on hip and off hand on a **Pistol**. **Shotgun** on left table. **Pistols** holstered.

Gun Order: **Rifle, Shotgun, Pistols**

Procedure: When shooter is ready state your line: "No resolutions for me!"

ATB: With **Rifle** from left engage targets in a 2, 6, 2 sweep in that order. Move to left table and ground **Rifle**. With **Shotgun** engage left pair of knockdowns until down, then engage right pair of knockdowns. Ground **Shotgun** on either table. With **Pistols** from the right table repeat **Rifle** instructions. Retrieve all guns and proceed to unloading table.

Stage 3 Bay E Jan 2024 DL

New Year Match

Targets, Stands, Tables

3 Gunslingers

3 Marshals

3 Tall Stands

3 Short Stands

4 Knockdowns

2 Tables



Table

Table

Round Count: 10 pistol, 10 rifle, 4+ shotgun.

Directions: **Shotgun** staged on left table. **Rifle** on right table. **Pistols** holstered. Shooter begins behind left table with both hands on hat.

Gun order: **Shotgun, Rifle, Pistols**

Procedure: When shooter is ready state your line: "Hope it's a good year!"

ATB: With **Shotgun**, shoot knockdowns in any order. Stage **Shotgun** on left or right table.

At right table with **Rifle**, shoot Gunslinger targets with 4 on both outside targets and then 2 on center target. With **Pistols** repeat **Rifle** instructions on the Marshals. Retrieve guns and proceed to unloading table.

Stage 4 Bay E Jan 2024 DL

New Year Match

Targets, Stands, Tables

3 Gunslingers

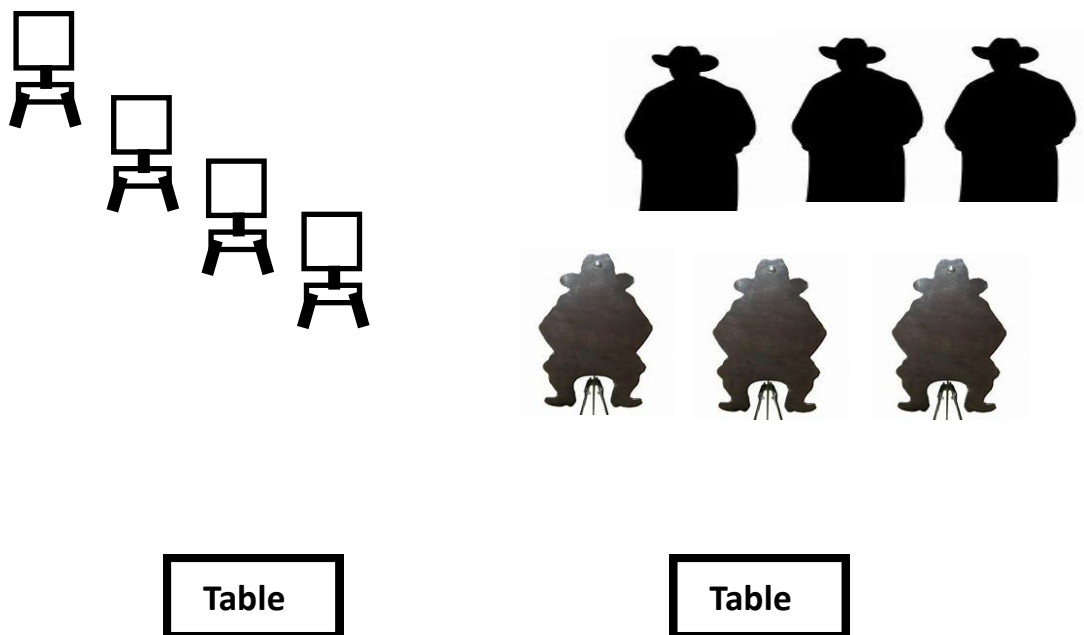
3 Tall Stands

3 Marshals

3 Short Stands

4 Knockdowns

2 Tables



Round Count: 10 pistol, 10 rifle, 4+ shotgun.

Directions: Shooter standing behind right table both hands flat on table. **Shotgun** staged on left table. **Rifle** staged on right table. **Pistols** holstered.

Gun Order: **Rifle, Pistols, Shotgun**

Procedure: When shooter is ready state your line: "Maybe make more money?"

ATB – With **Rifle**, shoot a continuous Nevada sweep on the gunslinger **Rifle** targets starting from either end. Ground **Rifle**.


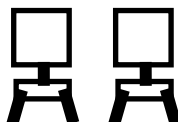
With **Pistols**, repeat **Rifle** instructions on the Marshals. Holster. Move to left table and with **Shotgun**, shoot knockdowns from right to left. Retrieve all guns and proceed to unloading table.

Stage 5 Bay F Jan 2025 DL

New Year Match

Targets, Stands, Tables

- 1 Plate Rack
- 4 Barns
- 1 Mid Stand
- 3 Short Stands
- 4 Knockdowns
- 3 Tables



Round Count: 10 pistol, 10 rifle, 5+ shotgun.

Directions: **Rifle** and **Shotgun** staged on left table. **Pistols** staged on right table. Shooter standing behind left table, with **Rifle** in hands.

Gun Order: **Rifle, Shotgun, Pistols**

Procedure: When shooter is ready state your line: "Ok, no gambling this year! "

ATB – With **Rifle**, alternate one plate on rack then barn target and repeat for 10 shots. Then with **Shotgun** pick up any remaining plates still standing. Take **Shotgun** with you and move to center table. With **Shotgun** shoot knockdowns until down. Ground **Shotgun** on center table. Move to right table and with **Pistols** shoot one on each lower barn target then three on top. Repeat. Ground or holster **Pistols**. Retrieve all guns and proceed to unloading table.

Stage 6, Bay F Jan 2025 DL

New Year Match

Targets, Stands, Tables

- 1 Plate Rack
- 4 Barns
- 3 Short stands
- 1 Mid Stand
- 4 Shotgun Knockdowns
- 3 Tables



Round Count: 10 Pistols, 10 Rifle, 4 Shotgun

Directions: **Rifle** staged on left table, **Shotgun** on middle table, **Pistols** holstered. Gun Order: Shooter's choice, **Rifle** not last

When shooter is ready state your line: "2026 will be here soon and hell's coming with it!"

ATB: With **Rifle**, shoot plates until down and place any remaining rounds on the barn target. Ground **Rifle**. With **Shotgun**, shoot front targets then far targets. Pick up misses as you go. Ground **Shotgun**. With **Pistols**, sweep 3 times from the left and place the last round on the far right target. Holster **Pistols**.

Retrieve all guns and proceed to unloading table.