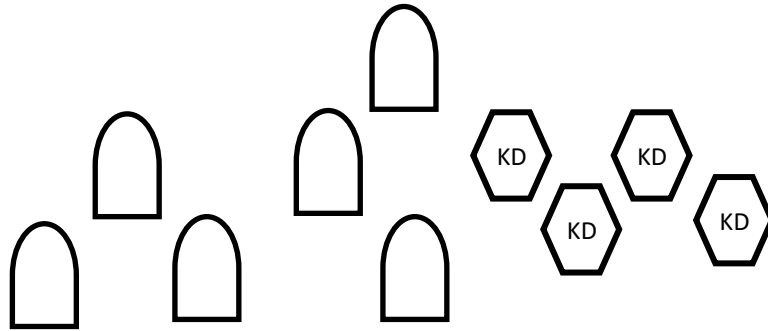


CP/HDSM Nov 2023, Stage 1



Round Count: 10/10/4

Table

Description: Shooter standing behind table with at least one staged pistol, hands on pistol. Shotgun and carbine staged on table

Procedure: When shooter is ready stage your line: Shooter Ready

ATB: With pistols double tap top then middle then bottom, targets on the right then shoot the remaining targets on the left in a clockwise sweep for 4 rounds. Ground pistols. With carbine repeat the pistol sequence. With shotgun down all targets.

Set up

P: 6 tombstones

Sg: 6 knockdowns

2 Tables

2 Tri-stands 6/4/2

3 mid stands

Set up

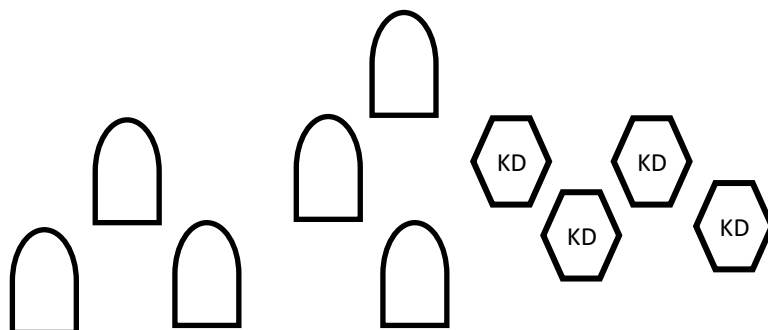
P: 5 barrels

Sg: 6 knockdowns

2 Tables

5 mid stands

CP/HDSM Nov 2023, Stage 2



Table

Table

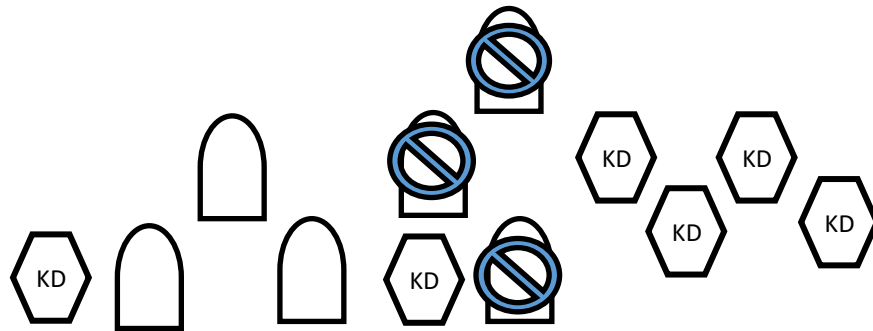
Round Count: 10/10/4

Description: Shooter standing behind right table shotgun in hand. Carbine staged on left table. Pistols holster or staged on left table.

Procedure: When shooter is ready stage your line: Shooter Ready

ATB: With shotgun down targets. Ground shotgun. Move to left table. With carbine put one round on each target then 4-tap any target. 5-tap not allowed. Ground carbine. With pistols repeat carbine sequence.

CP/HDSM Nov 2023, Stage 3



Table

Table

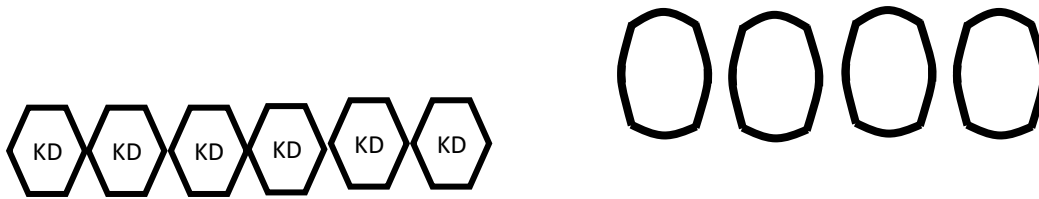
Round Count: 10/10/6

Description: Shooter standing behind left table at low surrender. Shotgun and carbine staged on left table. Pistols holster or staged

Procedure: When shooter is ready stage your line: Shooter Ready

ATB: With pistol triple tap top then single tap lower two targets and repeat with other pistol then carbine. Ground guns. With shotgun down two targets then move to the right and down remaining targets.

CP/HDSM Nov 2023, Stage 4



Table

Table

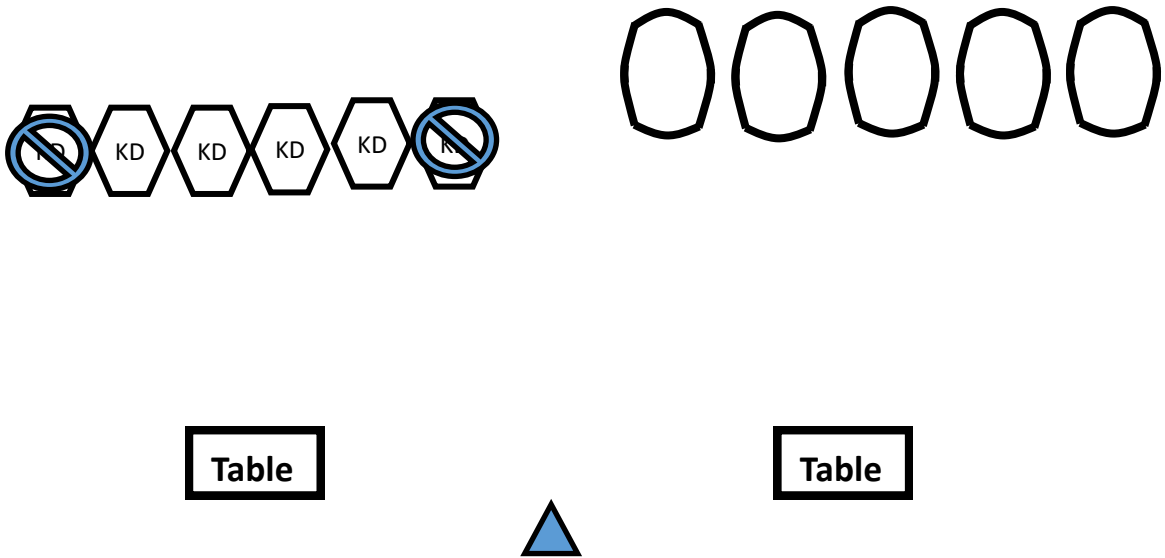
Round Count: 10/10/6

Description: Shooter standing behind left table with hands on shotgun. Pistols holstered or staged on right table. Carbine staged on right table.

Procedure: When shooter is ready stage your line: Shooter Ready

ATB: With Shotgun down between 2 and 4 targets. Ground shotgun, open. Move to the right table and with carbine and pistols shoot the targets in continuous Nev. Sweep from either side. Ground pistols and carbine. Return to left table and down remainder of targets.

CP/HDSM Nov 2023, Stage 5



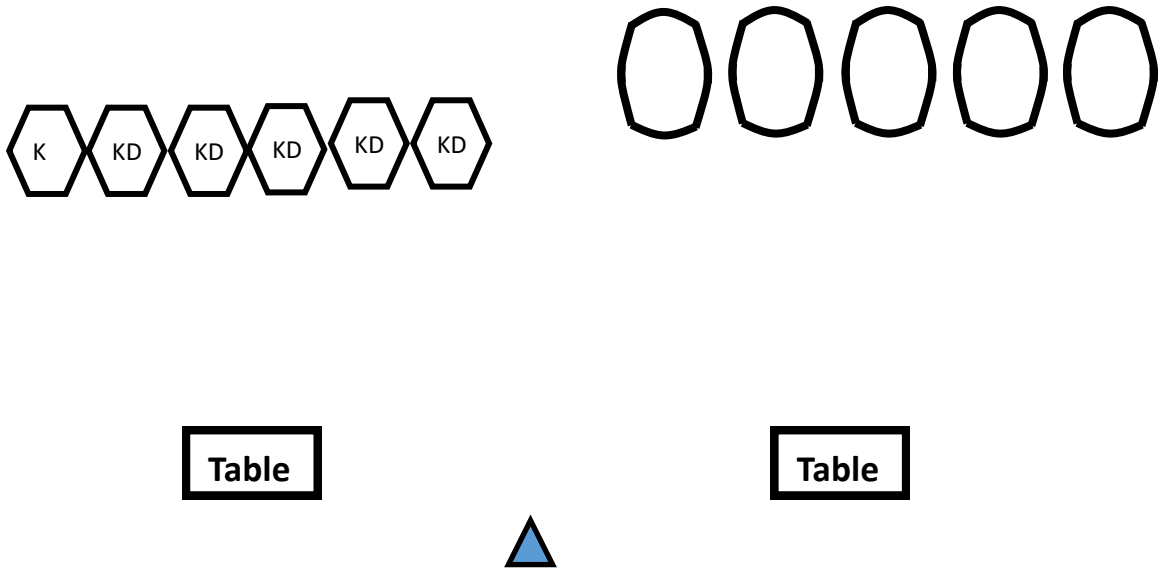
Round Count: 10/10/4

Description: Shooter standing between tables with hands on hips. Shotgun staged on left table. Pistols holstered or staged on right table. Carbine staged on right table.

Procedure: When shooter is ready stage your line: Shooter Ready

ATB: Shooter can move left or right. With Shotgun down targets. Ground shotgun. With carbine then pistol sweep targets [1-22-33] then [5-44-33] Ground accordingly.

CP/HDSM Nov 2023, Stage 6



Round Count: 10/10/6

Description: Shooter standing between tables, back to targets at SASS default. Shotgun staged on left table. Pistols staged on right table. Carbine staged on right table.

Procedure: When shooter is ready stage your line: Shooter Ready

ATB: Free Style: all static targets must be engaged at least once with pistols/ carbine. All shotgun targets much fall. Carbine not last. Shooters intentions are conveyed to the TO and spotters so they can follow the action.