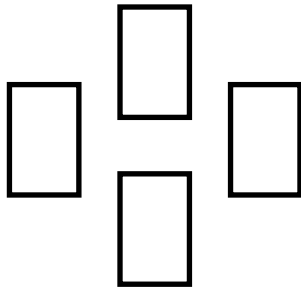


Stage 1, Bay B

March 2019

Designed by: Misfire Mordecai



Targets, Stands, Tables

- 4 Lrg Rectangles
- 2 Mid Stands
- 1 Tall Stand
- 4 Knockdowns
- 2 Tables
- 1 Barrel with top

Setup Notes:

- 10 yards rifle
- 6 yards pistol
- 9 yards shotgun



Round Count: 10 pistol, 10 rifle, 4+ shotgun.

Directions: Shooter standing at rear table with fingers touching table. **Rifle** staged on rear table. **Shotgun** staged on barrel. **Pistols** holstered.

Procedure: When shooter is ready state your line:

“STIFF UPPER LIP YOU KNOW”

ATB – With **Rifle** alternate between left and right targets for 5 rounds, then alternate top and bottom targets for 5 rounds. Take **Rifle** to barrel and ground it. With **Shotguns** engage knockdowns until down. Ground **Shotgun** on barrel or take to front table. Move to front table and with **Pistols** repeat the rifle sequence. Holster **Pistols**.

Stage 2, Bay C

March 2019

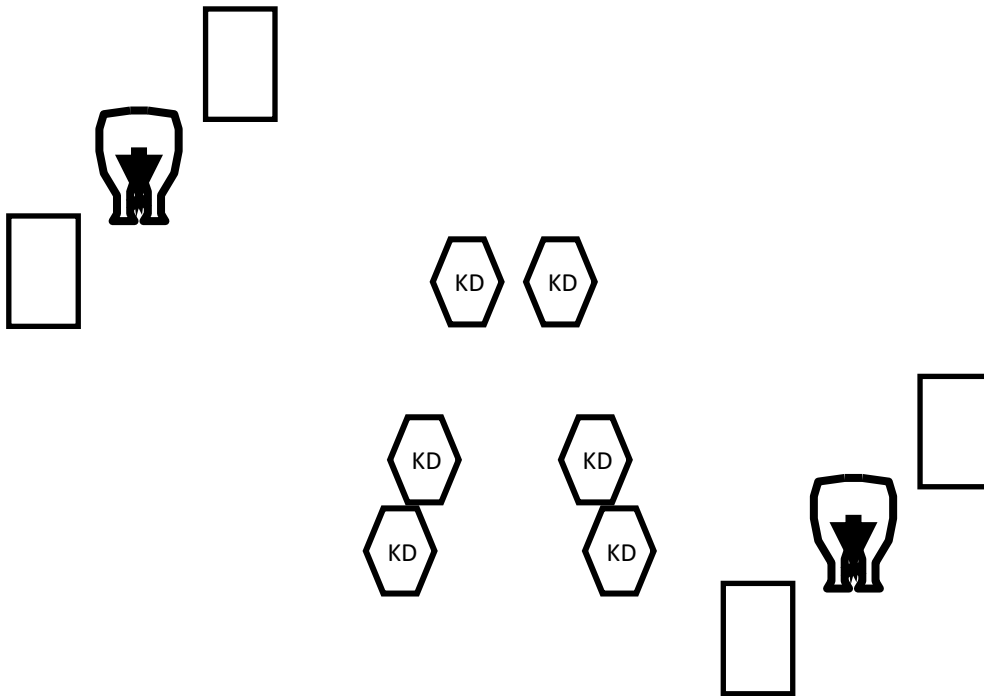
Designed by: Misfire Mordecai

Targets, Stands, Tables

2 Mid Stands
2 Tall Stands
2 Short Stands
6 Knockdowns
3 Table
4 Lrg Rectangles
2 Bulls Butts
1 Floozie

Setup Notes:

10 yards rifle
7 yards pistol
6-9 yards shotgun
Close shotgun
targets overlap



Table



Table

Table

Round Count: 10 pistol, 10 rifle, 4+ shotgun.

Directions: Shooter standing behind middle table holding boa in hand. **Rifle** staged on left table. **Shotgun** staged on center table. **Pistols** holstered.

Procedure: When shooter is ready state your line:
"YOUR WRAP MY DEAR"

ATB – Place the boa around your Floozies shoulders. Then with **Shotgun** engage knockdowns . Left and Right close knockdowns may be knocked down with a single round. Center knockdowns are individual. Ground Shotgun. Move to left table and with **Rifle** engage targets with a continuous Nevada Sweep from either end. Double tap on Bulls Butt at each pass. Ground **Rifle**. Move to right table and with **Pistols** repeat the rifle sequence. Holster **Pistols**.

Stage 3, Bay D

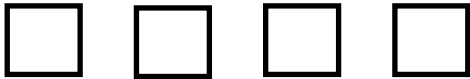
March 2019

Designed by: Misfire Mordecai



Targets, Stands, Tables

- 4 Squares
- 4 Knockdowns
- 2 Tables
- 4 Short stands



Setup Notes:

- 10 yards rifle
- 6 yards pistol
- 9 yards shotgun



Round Count: 10 pistol, 10 rifle, 4+ shotgun.

Directions: Shooter standing on start plate with **Rifle** in hand **Shotgun** staged on right table. **Pistols** holstered.

Procedure: When shooter is ready state your line:
"TALLY HO"

ATB – With **Rifle** engage targets in a Lawrence Welk sweep from either end. Move to left or right table and ground **Rifle**. With **Pistols** repeat the rifle sequence. Holster **Pistols**. With **Shotgun** engage knockdowns until down. Ground **Shotgun**.

Stage 4, Bay E

March 2019

Designed by: Misfire Mordecai

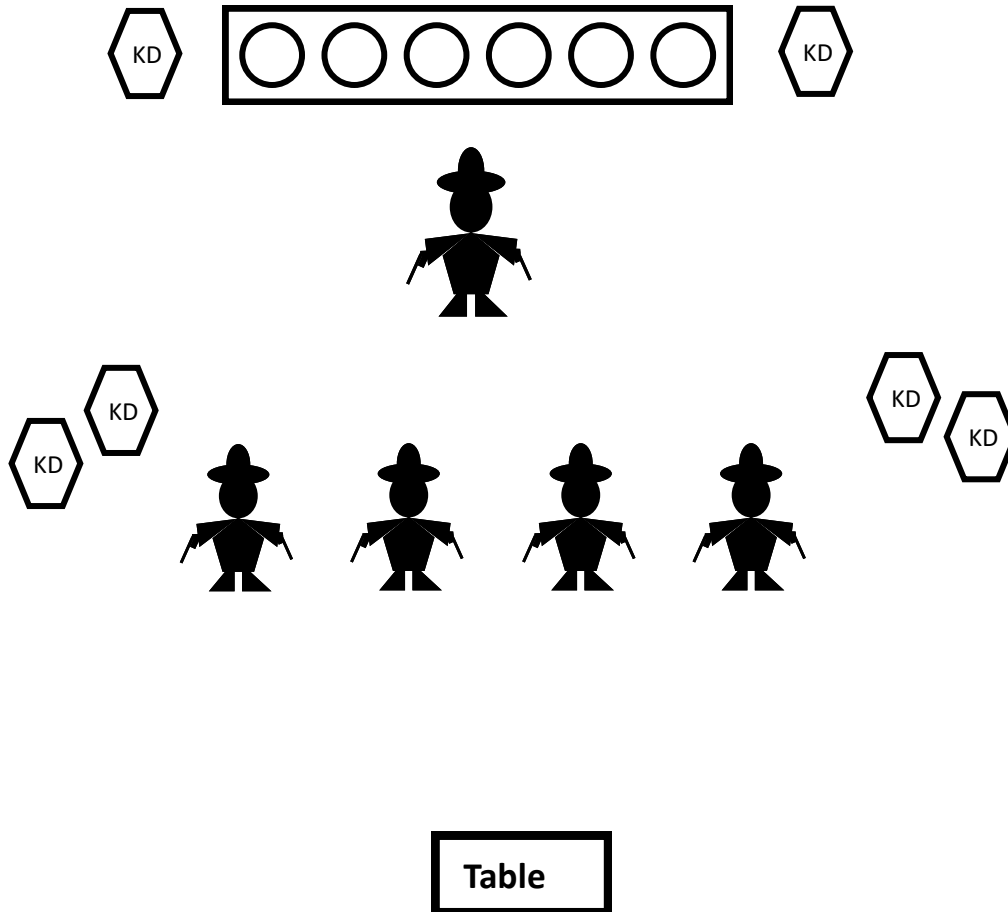
Targets, Stand, Tables

Range Plate Rack

6 Knockdowns

1 Table

5 Short Stands



Setup Notes:

10 yards rifle

7 yards pistol

9 yards for shotgun

Lrg Cowboy RED

Round Count: 10 pistol, 10 rifle, 4+ shotgun.

Directions: Shooter standing with back to table at SASS default. **Rifle**, **Shotgun**, and **Pistols** are staged on table.

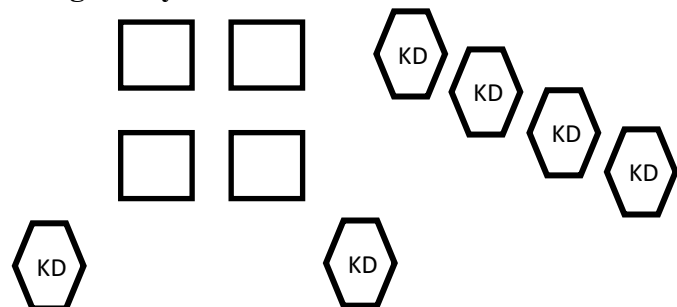
Procedure: When shooter is ready state your line:
“CHEER-E-O OLD CHAP”

ATB – With **Rifle** place one round on large cowboy, then sweep 2 knockdowns and plate rack from left or right, place last round on large cowboy or use on remaining standing plate. Ground **Rifle**. With **Shotgun** engage 4 knockdowns until down and then engage any standing plates or knockdowns. Ground **Shotgun**. With **Pistols** engage small cowboys at least twice no multi taps. Holster or restage **Pistols**.

Stage 5, Bay F

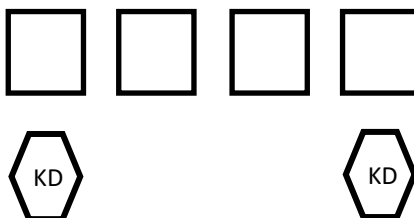
March 2019

Designed by: Misfire Mordecai



Targets, Stands, Tables

8 Squares
8 knockdowns
2 Tables
2 Tall Stand
4 Mid Stands



Setup Notes:

10 yards rifle
6 yards pistol
10 yards shotgun

Table

Table

Round Count: 10 pistol, 10 rifle, 4+ shotgun.

Directions: **Rifle** and **Shotgun** staged on left table. **Pistols** holstered.

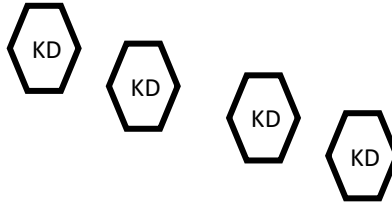

Procedure: When shooter is ready state your line:
"I AM UTTERLY KNACKERED"

ATB – With **Rifle** engage one knockdown then 4 static targets in any order. Repeat using other knockdown. Ground **Rifle**. With **Shotgun** engage any rifle knockdowns still standing then engage shotgun knockdowns until down. Take **Shotgun** to right table and ground it. With **Pistols** repeat the **Rifle** sequence. Holster **Pistols**. With **Shotgun** engage any remaining pistol knockdowns.

Stage 6, Bay F

March 2019

Designed by: Misfire Mordecai



Targets, Stands, Tables

- 3 Indian Head
- 4 knockdowns
- 1 Table
- 1 Mid Stands
- 2 Short Stands
- 1 Start Plate

Setup Notes:

- 12 yards rifle
- 6 yards pistol
- 9 yards shotgun



Round Count: 10 pistol, 10 rifle, 4+ shotgun.

Directions: Shooter standing with one foot on the start plate. **Rifle** is at port arms, **Shotgun** is staged on table. **Pistols** holstered.

Procedure: When shooter is ready state your line: "GOOD SHOW OLD BOY!!"

ATB – With **Rifle** engage each Indian Head with at least 3 rounds. Place 10th round on Indian Head of choice. Move to table and ground **Rifle**. With **Shotgun** engage knockdowns until down. Ground **Shotgun**. With **Pistols** repeat the rifle sequence.